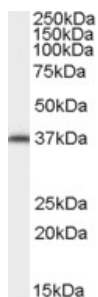


Anti-AH receptor interacting protein Antibody (A84344)

Specifications:

Name:	Anti-AH receptor interacting protein Antibody
Description:	Goat polyclonal antibody to AH receptor interacting protein.
Applications:	ELISA, WB, IHC
Reactivity:	Mouse, Human
Immunogen:	Synthetic peptide corresponding to Human AIP (C terminal).
Sequence:	C-EARIRQKDEEDKAR
Host:	Goat
Clonality:	Polyclonal
Isotype:	IgG
Conjugate:	Unconjugated
Purification:	Purified from goat serum by ammonium sulphate precipitation followed by antigen affinity chromatography using the immunizing peptide.
Concentration:	100 µg at 0.5 mg/ml.
Product Form:	Liquid
Formulation:	Supplied in Tris Buffered Saline, pH 7.30, with 0.02% Sodium Azide and 0.5% BSA.
Storage:	Shipped at 4°C. Upon delivery aliquot and store at -20°C. Avoid freeze / thaw cycles.
Disclaimer:	This product is for research use only. It is not intended for diagnostic or therapeutic use.

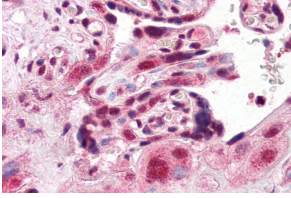
Images:



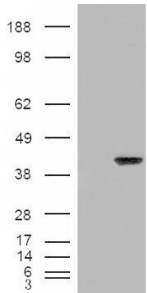
Anti-AIP Antibody (A84344) (0.02µg/ml) staining of NIH/3T3 cell lysate (35µg protein in RIPA buffer). Primary incubation was 1 hour. Detected by chemiluminescence.

Anti-AH receptor interacting protein Antibody (A84344)

Images continued:



Anti-AIP Antibody (A84344) (5 μ g/ml) staining of paraffin embedded Human Placenta. Steamed antigen retrieval with citrate buffer pH 6, AP-staining.



HEK293 overexpressing ARA9 (RC211157) and probed with Anti-AIP Antibody (A84344) (mock transfection in first lane), tested by Origene.