

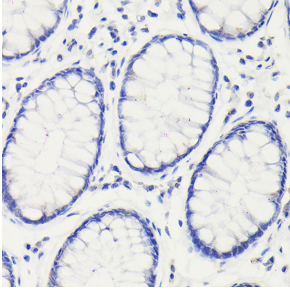
Anti-p53 Antibody (A16771)

Specifications:

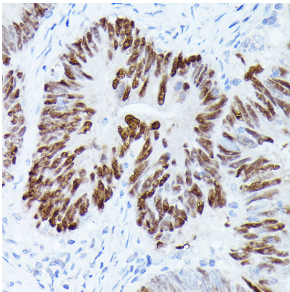
Name:	Anti-p53 Antibody
Description:	Rabbit polyclonal antibody to p53.
Applications:	WB, IHC, ICC/IF, IP
Recommended Dilutions:	WB: 1:500-1:2,000, IHC: 1:50-1:200, ICC/IF: 1:50-1:200, IP: 1:1,000-1:5,000
Reactivity:	Human, Rat
Immunogen:	Recombinant fusion protein containing a sequence corresponding to amino acids 1-393 of human p53 (P04637).
Sequence:	MEEPQSDPSVEPPLSQETFSDLWKLLPENNVLSPLPSQAMDDLMLSPDDIEQWFTEDP GPDEAPRMPEAAPPVAPAPAAPTPAAPAPAPSWPLSSSVPSQKTYQGSYGFRLGFLHS GTAKSVTCTYSPALNKMFCQLAKTCPVQLWVDSTPPPGRVVRAMAIYKQSQHMTEVVR RCPHHERCSDSDGLAPPQHILIRVEGNLRVEYLDDRNTFRHSVVVPEPEVGS DCTTI HNYMCNSSCMGGMNRRLPILTIITLEDSSGNLLGRNSFEVRVCACPGRRRTEENLR KKGEPHHELPPGSTKRALPNNTSSSPQPKKKPLDGEYFTLQIRGRERFEMFRELNEAL ELKDAQAGKEPGGSRAHSSHLKSKKGQSTSRHKKLMFKTEGPDSD
Host:	Rabbit
Clonality:	Polyclonal
Isotype:	IgG
Conjugate:	Unconjugated
Purification:	Affinity purification.
Molecular Weight:	53 kDa
Product Form:	Liquid
Formulation:	Supplied in Phosphate Buffered Saline, pH 7.3, with 50% Glycerol and 0.01% Thiomersal.
Storage:	Shipped at 4°C. Upon delivery aliquot and store at -20°C. Avoid freeze / thaw cycles.
Disclaimer:	This product is for research use only. It is not intended for diagnostic or therapeutic use.

Anti-p53 Antibody (A16771)

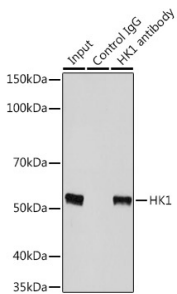
Images:



Immunohistochemistry analysis of paraffin-embedded human colon tissue (negative control sample) using Anti-p53 Antibody (A16771) at a dilution of 1:100 (40x lens). Perform high pressure antigen retrieval with 10 mM citrate buffer pH 6.0 before commencing with IHC staining protocol.



Immunohistochemistry analysis of paraffin-embedded human colon carcinoma tissue using Anti-p53 Antibody (A16771) at a dilution of 1:100 (40x lens). Perform high pressure antigen retrieval with 10 mM citrate buffer pH 6.0 before commencing with IHC staining protocol.



Immunoprecipitation analysis of 200 μ g extracts of 293T cells using 3 μ g of Anti-p53 Antibody (A16771). This Western blot was performed on the immunoprecipitate using Anti-p53 Antibody (A16771) at a dilution of 1:3000.