


## Anti-HSP27 Antibody [rHSPB1/6489] (A248876)

### Specifications:

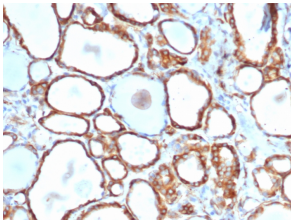
Name:	Anti-HSP27 Antibody [rHSPB1/6489]
Description:	Recombinant mouse monoclonal [rHSPB1/6489] antibody to HSP27.
Applications:	WB, IHC-P
Recommended Dilutions:	WB: 1-2 µg/ml, IHC-P: 1-2 µg/ml
Reactivity:	Human
Immunogen:	Recombinant full-length human HSP27 protein.
Host:	Mouse
Clonality:	Monoclonal
Clone ID:	rHSPB1/6489
Isotype:	IgG
Conjugate:	Unconjugated
Purification:	Protein A/G chromatography.
Concentration:	200 µg/ml
Product Form:	Liquid
Formulation:	Supplied in 10mM Phosphate Buffered Saline with 0.05% BSA and 0.05% Sodium Azide.
Storage:	Shipped at 4°C. Upon delivery aliquot and store at -20°C. Avoid freeze / thaw cycles.
General Notes:	This monoclonal antibody is also available in a different formulation without BSA and Sodium Azide - Anti-HSP27 Antibody [rHSPB1/6489] - BSA and Azide free (A252056).
Disclaimer:	This product is for research use only. It is not intended for diagnostic or therapeutic use.

## Anti-HSP27 Antibody [rHSPB1/6489] (A248876)


### Images:



SDS-PAGE analysis of Anti-HSP27 Antibody [rHSPB1/6489] under non-reduced and reduced conditions; showing intact IgG and intact heavy and light chains, respectively. SDS-PAGE analysis confirms the integrity and purity of the antibody.



Immunohistochemical analysis of formalin-fixed, paraffin-embedded human thyroid using Anti-HSP27 Antibody [rHSPB1/6489].



Western blot analysis of human liver tissue lysate using Anti-HSP27 Antibody [rHSPB1/6489].