

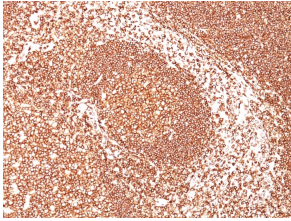
Anti-CD45 Antibody [2B11] (A249805)

Specifications:

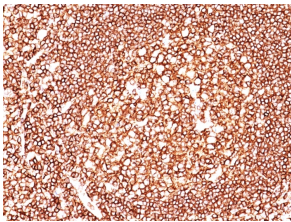
Name:	Anti-CD45 Antibody [2B11]
Description:	Mouse monoclonal [2B11] antibody to CD45.
Applications:	Flow Cytometry, IF, IHC-P
Recommended Dilutions:	Flow Cytometry: 1-2 µg/million cells, IF: 1-2 µg/ml, IHC-P: 1-2 µg/ml
Reactivity:	Human
Immunogen:	Isolated neoplastic cells from T cell lymphoma.
Host:	Mouse
Clonality:	Monoclonal
Clone ID:	2B11
Isotype:	IgG1
Light Chains:	kappa
Conjugate:	Unconjugated
Purification:	Protein A/G chromatography.
Concentration:	200 µg/ml
Product Form:	Liquid
Formulation:	Supplied in 10mM Phosphate Buffered Saline with 0.05% BSA and 0.05% Sodium Azide.
Storage:	Shipped at 4°C. Upon delivery aliquot and store at -20°C. Avoid freeze / thaw cycles.
General Notes:	This monoclonal antibody is also available in a different formulation without BSA and Sodium Azide - Anti-CD45 Antibody [2B11] - BSA and Azide free (A252985).
Disclaimer:	This product is for research use only. It is not intended for diagnostic or therapeutic use.

Anti-CD45 Antibody [2B11] (A249805)

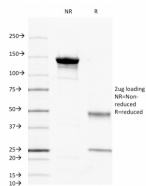
Images:



Immunohistochemical analysis of formalin-fixed, paraffin-embedded human tonsil (10X) using Anti-CD45 Antibody [2B11].



Immunohistochemical analysis of formalin-fixed, paraffin-embedded human tonsil (20X) using Anti-CD45 Antibody [2B11].



SDS-PAGE analysis of Anti-CD45 Antibody [2B11] under non-reduced and reduced conditions; showing intact IgG and intact heavy and light chains, respectively. SDS-PAGE analysis confirms the integrity and purity of the antibody.