

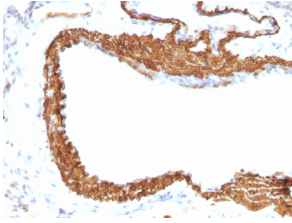
## Anti-alpha Smooth Muscle Actin Antibody [1A4 + ACTA2/791] (A249897)

### Specifications:

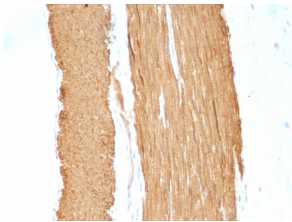
Name:	Anti-alpha Smooth Muscle Actin Antibody [1A4 + ACTA2/791]
Description:	Mouse monoclonal [1A4 + ACTA2/791] antibody to alpha Smooth Muscle Actin.
Applications:	Flow Cytometry, IF, IHC-P
Recommended Dilutions:	Flow Cytometry: 1-2 µg/million cells, IF: 1-2 µg/ml, IHC-P: 0.25-0.5 µg/ml
Reactivity:	Human, Rat
Immunogen:	Clone 1A4: N-Terminal decapeptide of alpha smooth muscle isoform of Actin, conjugated to KLH. Clone ACTA2/791: Recombinant full-length human ACTA2 protein.
Host:	Mouse
Clonality:	Oligoclonal
Clone ID:	1A4 + ACTA2/791
Isotype:	IgG2a, kappa + IgG2a, kappa
Conjugate:	Unconjugated
Purification:	Protein A/G chromatography.
Concentration:	200 µg/ml
Product Form:	Liquid
Formulation:	Supplied in 10mM Phosphate Buffered Saline with 0.05% BSA and 0.05% Sodium Azide.
Storage:	Shipped at 4°C. Upon delivery aliquot and store at -20°C. Avoid freeze / thaw cycles.
General Notes:	Please note, this product is an oligoclonal antibody; it is a cocktail of monoclonal antibodies that have been carefully selected. Oligoclonal antibodies not only have the specificity and batch-to-batch consistency of a monoclonal antibody, but they also have the advantage of the sensitivity of a polyclonal antibody due to their ability to recognize multiple epitopes on an antigen. This oligoclonal antibody is also available in a different formulation without BSA and Sodium Azide - Anti-alpha Smooth Muscle Actin Antibody [1A4 + ACTA2/791] - BSA and Azide free (A253077).
Disclaimer:	This product is for research use only. It is not intended for diagnostic or therapeutic use.

## Anti-alpha Smooth Muscle Actin Antibody [1A4 + ACTA2/791] (A249897)

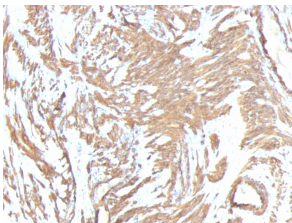
### Images:



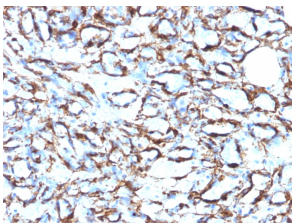
Immunohistochemical analysis of formalin-fixed, paraffin-embedded rat lung using Anti-alpha Smooth Muscle Actin Antibody [1A4 + ACTA2/791].



Immunohistochemical analysis of formalin-fixed, paraffin-embedded rat stomach using Anti-alpha Smooth Muscle Actin Antibody [1A4 + ACTA2/791].



Immunohistochemical analysis of formalin-fixed, paraffin-embedded human leiomyosarcoma using Anti-alpha Smooth Muscle Actin Antibody [1A4 + ACTA2/791].



Immunohistochemical analysis of formalin-fixed, paraffin-embedded human angiosarcoma using Anti-alpha Smooth Muscle Actin Antibody [1A4 + ACTA2/791].