

## Anti-Adiponectin Antibody [ADPN/4256] (A250617)

### Specifications:

Name:	Anti-Adiponectin Antibody [ADPN/4256]
Description:	Mouse monoclonal [ADPN/4256] antibody to Adiponectin.
Specificity:	<p>This antibody reacts with adiponectin, an adipocytokine. Adipocytokines are hormones produced in adipose tissue. Adiponectin is abundantly present in plasma and has insulin like effect on glucose levels in the blood. Plasma adiponectin levels are low in insulin resistant patients who are obese, have diabetes mellitus type 2 or HIV-lipodystrophy. In women adiponectin levels tend to be higher than in men, which may be due to androgens suppressing adiponectin levels. Furthermore, adiponectin and leptin are both indicated in regulating body weight through direct action on the hypothalamus, influencing appetite. Obese people have low adiponectin levels while levels in anorexia patients are high. Adiponectin acts as ligand for various receptors, two of which have been identified, one probably involved in carbohydrate assimilation, the other in tuning the rate of metabolism. Clone ADPN/4256 is used to detect plasma adiponectin concentrations. Clone ADPN/4256 is also used in a combination ELISA with clone ADPN/4255, acting as the capture antibody.</p>
Applications:	ELISA, IHC-P
Recommended Dilutions:	IHC-P: 1-2 µg/ml
Reactivity:	Human
Immunogen:	Synthetic peptide corresponding to the tail region of the Adiponectin molecule.
Host:	Mouse
Clonality:	Monoclonal
Clone ID:	ADPN/4256
Isotype:	IgG1
Conjugate:	Unconjugated
Purification:	Protein A/G chromatography.
Concentration:	200 µg/ml
Product Form:	Liquid
Formulation:	Supplied in 10mM Phosphate Buffered Saline with 0.05% BSA and 0.05% Sodium Azide.
Storage:	Shipped at 4°C. Upon delivery aliquot and store at -20°C. Avoid freeze / thaw cycles.

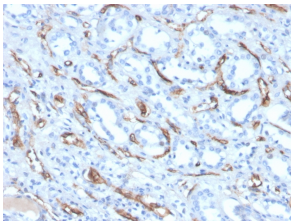
## Anti-Adiponectin Antibody [ADPN/4256] (A250617)

### Specifications continued:

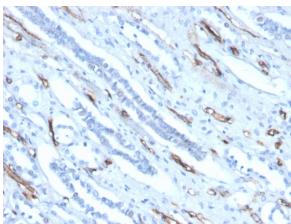
**General Notes:** This monoclonal antibody is also available in a different formulation without BSA and Sodium Azide - Anti-Adiponectin Antibody [ADPN/4256] - BSA and Azide free (A253797).

**Disclaimer:** This product is for research use only. It is not intended for diagnostic or therapeutic use.

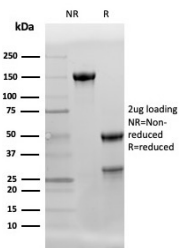
### Images:



Immunohistochemical analysis of formalin-fixed, paraffin-embedded human kidney using Anti-Adiponectin Antibody [ADPN/4256].



Immunohistochemical analysis of formalin-fixed, paraffin-embedded human kidney using Anti-Adiponectin Antibody [ADPN/4256].



SDS-PAGE analysis of Anti-Adiponectin Antibody [ADPN/4256] under non-reduced and reduced conditions; showing intact IgG and intact heavy and light chains, respectively. SDS-PAGE analysis confirms the integrity and purity of the antibody.