

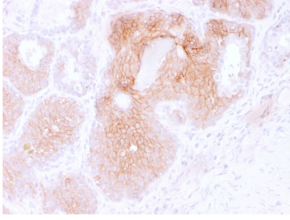
## Anti-CD44v6 Antibody [CD44V6/2496] (A250708)

### Specifications:

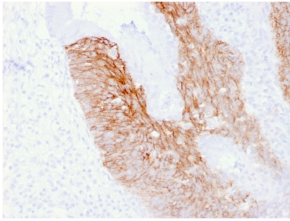
Name:	Anti-CD44v6 Antibody [CD44V6/2496]
Description:	Mouse monoclonal [CD44V6/2496] antibody to CD44v6.
Specificity:	This antibody recognizes an epitope encoded by exon v3 on the variant portion of human CD44. The CD44 molecule belongs to a family of cellular adhesion molecules found on a wide range of normal and malignant cells in epithelial, mesothelial and hemopoiesis tissues. CD44 is a single gene with 20 exons, of which 10 are normally expressed to encode the basic CD44 (H-CAM) molecule. The additional 10 exons (v1 to v10) are only expressed by alternative splicing of the nuclear RNA. The expression of specific cell adhesion molecule CD44 splice variants has been reported to be associated with metastasis in certain human malignancies.
Applications:	IHC-P
Recommended Dilutions:	IHC-P: 1-2 µg/ml
Reactivity:	Human
Immunogen:	Recombinant fragment corresponding to the v6 domain of human CD44.
Host:	Mouse
Clonality:	Monoclonal
Clone ID:	CD44V6/2496
Isotype:	IgG1
Light Chains:	kappa
Conjugate:	Unconjugated
Purification:	Protein A/G chromatography.
Concentration:	200 µg/ml
Product Form:	Liquid
Formulation:	Supplied in 10mM Phosphate Buffered Saline with 0.05% BSA and 0.05% Sodium Azide.
Storage:	Shipped at 4°C. Upon delivery aliquot and store at -20°C. Avoid freeze / thaw cycles.
General Notes:	This monoclonal antibody is also available in a different formulation without BSA and Sodium Azide - Anti-CD44v6 Antibody [CD44V6/2496] - BSA and Azide free (A253888).
Disclaimer:	This product is for research use only. It is not intended for diagnostic or therapeutic use.

## Anti-CD44v6 Antibody [CD44V6/2496] (A250708)

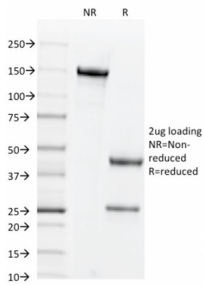
### Images:



Immunohistochemical analysis of formalin-fixed, paraffin-embedded human prostate carcinoma using Anti-CD44v6 Antibody [CD44V6/2496].



Immunohistochemical analysis of formalin-fixed, paraffin-embedded human cervix carcinoma using Anti-CD44v6 Antibody [CD44V6/2496].



SDS-PAGE analysis of Anti-CD44v6 Antibody [CD44V6/2496] under non-reduced and reduced conditions; showing intact IgG and intact heavy and light chains, respectively. SDS-PAGE analysis confirms the integrity and purity of the antibody.