

Anti-Neurofilament Heavy Polypeptide Antibody [RT-97 + NR-4] (A250917)

Specifications:

Name:	Anti-Neurofilament Heavy Polypeptide Antibody [RT-97 + NR-4]
Description:	Mouse monoclonal [RT-97 + NR-4] antibody to Neurofilament Heavy Polypeptide.
Specificity:	This antibody reacts with a 200kDa and 68kDa protein, identified as heavy and light sub-units of neurofilaments (NF-H NF-L). Neurofilaments make up the main structural elements of axons and dendrites and are found in neurons, peripheral nerves, and sympathetic ganglion cells. Neurofilaments consist of three major subunits with molecular weights of 68kDa (NF-L), 160kDa (NF-M) and 200kDa (NF-H). Anti-neurofilament stains a number of neural, neuroendocrine, and endocrine tumors. Neuromas, ganglioneuromas, gangliogliomas, ganglioneuroblastomas, and neuroblastomas stain positively for anti-neurofilament. Neurofilaments are also present in paragangliomas as well as adrenal and extra-adrenal pheochromocytomas. Carcinoids, neuroendocrine carcinomas of the skin, and oat cell carcinomas of the lung also express neurofilament.
Applications:	Flow Cytometry, IHC-P
Recommended Dilutions:	Flow Cytometry: 1-2 µg/million cells, IHC-P: 0.25-0.5 µg/ml
Reactivity:	Human, Mouse, Rat, Chicken, Porcine
Immunogen:	Clone RT-97: Triton-X 100 insoluble proteins of rat brain. Clone NR-4: Neurofilaments from porcine spinal cord.
Host:	Mouse
Clonality:	Oligoclonal
Clone ID:	RT-97 + NR-4
Isotype:	IgG1, kappa + IgG1, kappa
Conjugate:	Unconjugated
Concentration:	200 µg/ml
Product Form:	Liquid
Formulation:	Supplied in 10mM Phosphate Buffered Saline with 0.05% BSA and 0.05% Sodium Azide.
Storage:	Shipped at 4°C. Upon delivery aliquot and store at -20°C. Avoid freeze / thaw cycles.

Anti-Neurofilament Heavy Polypeptide Antibody [RT-97 + NR-4] (A250917)

Specifications continued:

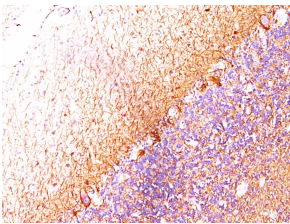
General Notes:

Please note, this product is an oligoclonal antibody; it is a cocktail of monoclonal antibodies that have been carefully selected. Oligoclonal antibodies not only have the specificity and batch-to-batch consistency of a monoclonal antibody, but they also have the advantage of the sensitivity of a polyclonal antibody due to their ability to recognize multiple epitopes on an antigen. This oligoclonal antibody is also available in a different formulation without BSA and Sodium Azide - Anti-Neurofilament Heavy Polypeptide Antibody [RT-97 + NR-4] - BSA and Azide free (A254097).

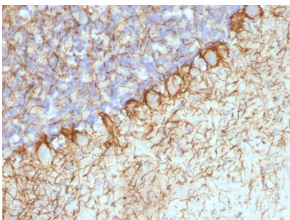
Disclaimer:

This product is for research use only. It is not intended for diagnostic or therapeutic use.

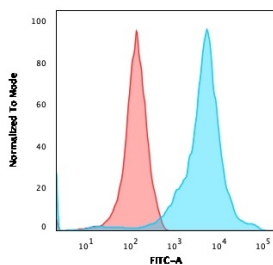
Images:



Immunohistochemical analysis of formalin-fixed, paraffin-embedded human cerebellum using Anti-Neurofilament Heavy Polypeptide Antibody [RT-97 + NR-4].



Immunohistochemical analysis of formalin-fixed, paraffin-embedded rat cerebellum using Anti-Neurofilament Heavy Polypeptide Antibody [RT-97 + NR-4].



Flow cytometric analysis of HEK293 cells using Anti-Neurofilament Heavy Polypeptide Antibody [RT-97 + NR-4] followed by Goat Anti-Mouse IgG (CF® 488) (Blue). Isotype Control (Red).