

Anti-FOXA1 Antibody [FOXA1/1518] - BSA and Azide free (A252046)

Specifications:

Name:	Anti-FOXA1 Antibody [FOXA1/1518] - BSA and Azide free
Description:	Mouse monoclonal [FOXA1/1518] antibody to FOXA1.
Specificity:	The transcription factor Forkhead-box A1 (FOXA1), also known as hepatocyte nuclear factor 3-alpha, is a member of the FOX class of transcription factors. HNF-1 (), and HNF-6 compose, in part, a homeoprotein family designated the hepatocyte nuclear factor family. The various HNF-1 isoforms regulate transcription of genes in the liver as well as in other tissues such as kidney, small intestine and thymus. FOXA1 is expressed in normal breast ductal epithelium and other epithelium in different organs, such as lung, pancreas, bladder, prostate, and colon. Recently, FOXA1 has been shown to be a major determinant of estrogen-ER activity and endocrine response in breast cancer cells. FOXA1 expression correlates with estrogen receptor (ER)-positivity, especially in luminal subtype A breast cancers, which is associated with favorable prognosis. FOXA1 is useful in the sub-classification of breast carcinomas.
Applications:	Flow Cytometry, IF, WB, IHC-P
Recommended Dilutions:	Flow Cytometry: 0.5-1 µg/million cells, IF: 1-2 µg/ml, WB: 1-2 µg/ml, IHC-P: 1-2 µg/ml
Reactivity:	Human, Rat
Immunogen:	Recombinant fragment, around amino acids 372-472, of human FOXA1 protein. The exact sequence is proprietary.
Host:	Mouse
Clonality:	Monoclonal
Clone ID:	FOXA1/1518
Isotype:	IgG2a
Light Chains:	kappa
Conjugate:	Unconjugated
Purification:	Protein A/G chromatography.
Concentration:	1 mg/ml
Product Form:	Liquid
Formulation:	Supplied in 10mM Phosphate Buffered Saline; without Sodium Azide and carrier free.
Storage:	Shipped at 4°C. Upon delivery aliquot and store at -20°C. Avoid freeze / thaw cycles.

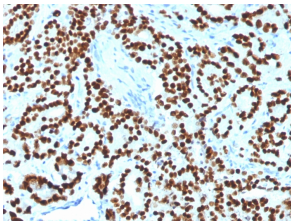
Anti-FOXA1 Antibody [FOXA1/1518] - BSA and Azide free (A252046)

Specifications continued:

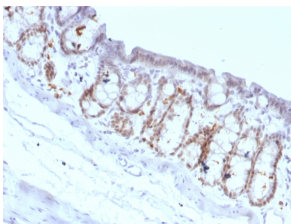
General Notes: This monoclonal antibody is also available in a different formulation with BSA and Sodium Azide - Anti-FOXA1 Antibody [FOXA1/1518] (A248866).

Disclaimer: This product is for research use only. It is not intended for diagnostic or therapeutic use.

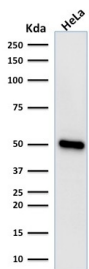
Images:



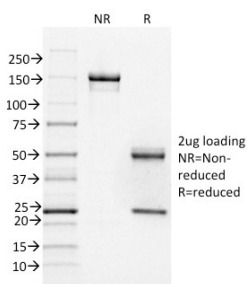
Immunohistochemical analysis of formalin-fixed, paraffin-embedded human prostate carcinoma using Anti-FOXA1 Antibody [FOXA1/1518].



Immunohistochemical analysis of formalin-fixed, paraffin-embedded rat colon using Anti-FOXA1 Antibody [FOXA1/1518].



Western blot analysis of human HeLa cell lysate using Anti-FOXA1 Antibody [FOXA1/1518].



SDS-PAGE analysis of Anti-FOXA1 Antibody [FOXA1/1518] under non-reduced and reduced conditions; showing intact IgG and intact heavy and light chains, respectively. SDS-PAGE analysis confirms the integrity and purity of the antibody.