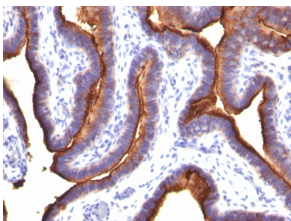


Anti-MUC1 Antibody [MUC1/845] - BSA and Azide free (A252587)

Specifications:

Name:	Anti-MUC1 Antibody [MUC1/845] - BSA and Azide free
Description:	Mouse monoclonal [MUC1/845] antibody to MUC1.
Applications:	IHC-P
Recommended Dilutions:	IHC-P: 1-2 µg/ml
Reactivity:	Human
Immunogen:	Human milk fat globule membranes.
Host:	Mouse
Clonality:	Monoclonal
Clone ID:	MUC1/845
Isotype:	IgG1
Light Chains:	kappa
Conjugate:	Unconjugated
Purification:	Protein A/G chromatography.
Concentration:	1 mg/ml
Product Form:	Liquid
Formulation:	Supplied in 10mM Phosphate Buffered Saline; without Sodium Azide and carrier free.
Storage:	Shipped at 4°C. Upon delivery aliquot and store at -20°C. Avoid freeze / thaw cycles.
General Notes:	This monoclonal antibody is also available in a different formulation with BSA and Sodium Azide - Anti-MUC1 Antibody [MUC1/845] (A249407).
Disclaimer:	This product is for research use only. It is not intended for diagnostic or therapeutic use.

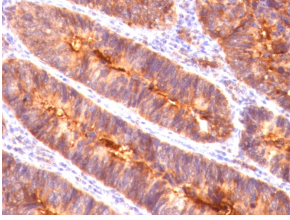
Images:



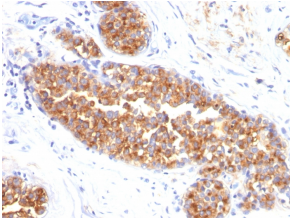
Immunohistochemical analysis of formalin-fixed, paraffin-embedded human ovarian carcinoma using Anti-MUC1 Antibody [MUC1/845].

Anti-MUC1 Antibody [MUC1/845] - BSA and Azide free (A252587)

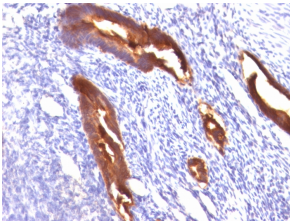
Images continued:



Immunohistochemical analysis of formalin-fixed, paraffin-embedded human colon carcinoma using Anti-MUC1 Antibody [MUC1/845].



Immunohistochemical analysis of formalin-fixed, paraffin-embedded human breast carcinoma using Anti-MUC1 Antibody [MUC1/845].



Immunohistochemical analysis of formalin-fixed, paraffin-embedded human endometrial carcinoma using Anti-MUC1 Antibody [MUC1/845].