

## Anti-FOXP3 Antibody [FXP3/197] - BSA and Azide free (A252753)

### Specifications:

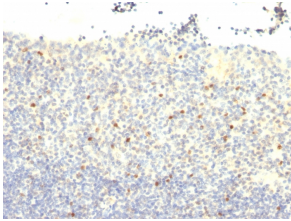
Name:	Anti-FOXP3 Antibody [FXP3/197] - BSA and Azide free
Description:	Mouse monoclonal [FXP3/197] antibody to FOXP3.
Specificity:	This antibody recognizes a protein of 47-55kDa, which is identified as FOXP3. Its precise epitope is not known, but it has been mapped to the N-terminal portion of the protein. The FOX family of transcription factors is a large group of proteins that share a common DNA binding domain termed a winged-helix or forkhead domain. During early development, FOXP1 and FOXP2 are expressed abundantly in the lung, with lower levels of expression in neural, intestinal and cardiovascular tissues, where they act as transcription repressors. FOXP1 is widely expressed in adult tissues, while neoplastic cells often exhibit a dramatic change in expression level or localization of FOXP1. Mutations in FOXP3 gene cause IPEX, a fatal, X-linked inherited disorder characterized by immune dysregulation. The FOXP3 protein is essential for normal immune homeostasis. Specifically, FOXP3 represses transcription through a DNA binding forkhead domain, thereby regulating T cell activation.
Applications:	Flow Cytometry, WB, IHC-P
Recommended Dilutions:	Flow Cytometry: 1-2 µg/million cells, WB: 1-2 µg/ml, IHC-P: 1-2 µg/ml
Reactivity:	Human, Monkey, Mouse
Immunogen:	Recombinant full-length human FOXP3 protein.
Host:	Mouse
Clonality:	Monoclonal
Clone ID:	FXP3/197
Isotype:	IgG1
Light Chains:	kappa
Conjugate:	Unconjugated
Purification:	Protein A/G chromatography.
Concentration:	1 mg/ml
Product Form:	Liquid
Formulation:	Supplied in 10mM Phosphate Buffered Saline; without Sodium Azide and carrier free.
Storage:	Shipped at 4°C. Upon delivery aliquot and store at -20°C. Avoid freeze / thaw cycles.
General Notes:	This monoclonal antibody is also available in a different formulation with BSA and Sodium Azide - Anti-FOXP3 Antibody [FXP3/197] (A249573).

## Anti-FOXP3 Antibody [FXP3/197] - BSA and Azide free (A252753)

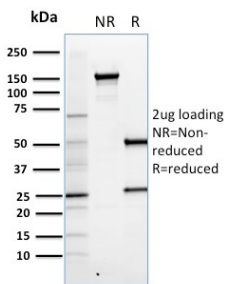
### Specifications continued:

**Disclaimer:** This product is for research use only. It is not intended for diagnostic or therapeutic use.

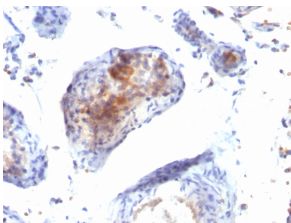
### Images:



Immunohistochemical analysis of formalin-fixed, paraffin-embedded human tonsil using Anti-FOXP3 Antibody [FXP3/197].



SDS-PAGE analysis of Anti-FOXP3 Antibody [FXP3/197] under non-reduced and reduced conditions; showing intact IgG and intact heavy and light chains, respectively. SDS-PAGE analysis confirms the integrity and purity of the antibody.



Immunohistochemical analysis of formalin-fixed, paraffin-embedded human testicular carcinoma using Anti-FOXP3 Antibody [FXP3/197].