

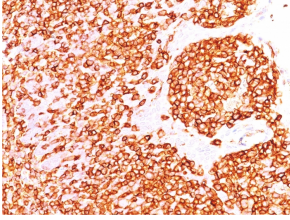
## Anti-CD45 Antibody [rPTPRC/1460] - BSA and Azide free (A252978)

### Specifications:

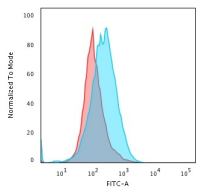
Name:	Anti-CD45 Antibody [rPTPRC/1460] - BSA and Azide free
Description:	Recombinant mouse monoclonal [rPTPRC/1460] antibody to CD45.
Applications:	Flow Cytometry, IF, WB, IHC-P
Recommended Dilutions:	Flow Cytometry: 1-2 µg/million cells, IF: 1-2 µg/ml, WB: 1-2 µg/ml, IHC-P: 1-2 µg/ml
Reactivity:	Human
Immunogen:	Recombinant full-length human CD45 protein.
Host:	Mouse
Clonality:	Monoclonal
Clone ID:	rPTPRC/1460
Isotype:	IgG1
Light Chains:	kappa
Conjugate:	Unconjugated
Purification:	Protein A/G chromatography.
Concentration:	1 mg/ml
Product Form:	Liquid
Formulation:	Supplied in 10mM Phosphate Buffered Saline; without Sodium Azide and carrier free.
Storage:	Shipped at 4°C. Upon delivery aliquot and store at -20°C. Avoid freeze / thaw cycles.
General Notes:	This monoclonal antibody is also available in a different formulation with BSA and Sodium Azide - Anti-CD45 Antibody [rPTPRC/1460] (A249798).
Disclaimer:	This product is for research use only. It is not intended for diagnostic or therapeutic use.

# Anti-CD45 Antibody [rPTPRC/1460] - BSA and Azide free (A252978)


## Images:



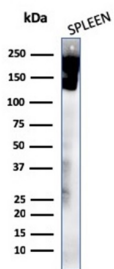
Immunohistochemical analysis of formalin-fixed, paraffin-embedded human tonsil using Anti-CD45 Antibody [rPTPRC/1460].



Flow cytometric analysis of paraformaldehyde fixed Raji cells using Anti-CD45 Antibody [rPTPRC/1460] followed by Goat Anti-Mouse IgG (CF® 488) (Blue). Isotype Control (Red).



SDS-PAGE analysis of Anti-CD45 Antibody [rPTPRC/1460] under non-reduced and reduced conditions; showing intact IgG and intact heavy and light chains, respectively. SDS-PAGE analysis confirms the integrity and purity of the antibody.



Western blot analysis of human spleen tissue lysate using Anti-CD45 Antibody [rPTPRC/1460].