

Anti-CD45 Antibody [2B11 + PD7/26] - BSA and Azide free (A252989)

Specifications:

Name:	Anti-CD45 Antibody [2B11 + PD7/26] - BSA and Azide free
Description:	Mouse monoclonal [2B11 + PD7/26] antibody to CD45.
Specificity:	This antibody recognizes the CD45 leukocyte common antigen (LCA) family which is comprised of at least four isoforms of membrane glycoproteins (220, 205, 190, 180kDa) expressed on hematopoietic cell lines but absent on non-hematopoietic cell lines, normal and malignant non-hematopoietic tissues. The intracellular portions of these molecules have protein phosphatase activity and are involved in regulation of transmembrane signals. Antibody to CD45 is useful in differential diagnosis of lymphoid tumors from non-hematopoietic undifferentiated neoplasms. A positive result with this MAb is highly indicative of lymphoid or myeloid origin. Certain types of lymphoid neoplasms may lack CD45 (Hodgkin lymphoma, some T-cell lymphomas, and some leukemias) so its absence does not rule out a hematolymphoid tumor. This antibody is expressed almost exclusively by cells of hematopoietic lineage and is present in most benign and malignant lymphocytes as well as plasma cell precursors.
Applications:	Flow Cytometry, WB, IHC-P
Recommended Dilutions:	Flow Cytometry: 1-2 µg/million cells, WB: 1-2 µg/ml, IHC-P: 1-2 µg/ml
Reactivity:	Human, Canine
Immunogen:	Clone 2B11: Isolated neoplastic cells from T cell lymphoma. Clone PD7/26: Human peripheral blood lymphocytes maintained in T cell growth factor.
Host:	Mouse
Clonality:	Oligoclonal
Clone ID:	2B11 + PD7/26
Isotype:	IgG1, kappa + IgG1, kappa
Conjugate:	Unconjugated
Purification:	Protein A/G chromatography.
Concentration:	1 mg/ml
Product Form:	Liquid
Formulation:	Supplied in 10mM Phosphate Buffered Saline; without Sodium Azide and carrier free.
Storage:	Shipped at 4°C. Upon delivery aliquot and store at -20°C. Avoid freeze / thaw cycles.

Anti-CD45 Antibody [2B11 + PD7/26] - BSA and Azide free (A252989)

Specifications continued:

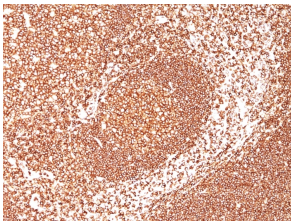
General Notes:

Please note, this product is an oligoclonal antibody; it is a cocktail of monoclonal antibodies that have been carefully selected. Oligoclonal antibodies not only have the specificity and batch-to-batch consistency of a monoclonal antibody, but they also have the advantage of the sensitivity of a polyclonal antibody due to their ability to recognize multiple epitopes on an antigen. This oligoclonal antibody is also available in a different formulation with BSA and Sodium Azide - Anti-CD45 Antibody [2B11 + PD7/26] (A249809).

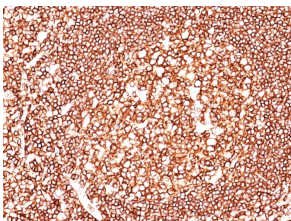
Disclaimer:

This product is for research use only. It is not intended for diagnostic or therapeutic use.

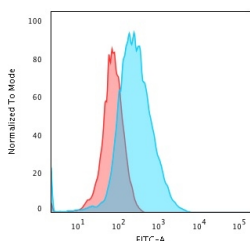
Images:



Immunohistochemical analysis of formalin-fixed, paraffin-embedded human tonsil using Anti-CD45 Antibody [2B11 + PD7/26].




Immunohistochemical analysis of formalin-fixed, paraffin-embedded human tonsil using Anti-CD45 Antibody [2B11 + PD7/26].



Flow cytometric analysis of PFA fixed Jurkat cells using Anti-CD45 Antibody [2B11 + PD7/26] followed by Goat Anti-Mouse IgG (CF® 488) (Blue). Isotype Control (Red).

Anti-CD45 Antibody [2B11 + PD7/26] - BSA and Azide free (A252989)

Images continued:



Western blot analysis of human spleen tissue lysate using Anti-CD45 Antibody [2B11 + PD7/26].