

## Anti-Myeloperoxidase Antibody [rMPO/6904] - BSA and Azide free (A278490)

### Specifications:

Name:	Anti-Myeloperoxidase Antibody [rMPO/6904] - BSA and Azide free
Description:	Recombinant mouse monoclonal [rMPO/6904] antibody to Myeloperoxidase.
Specificity:	Myeloperoxidase (MPO) also called the peroxidase (POD), is an important marker of bone marrow cells. It is one of the members of the family of heme peroxidase super existing in myeloid cells (mainly neutrophils and monocytes of aniline blue particles). With the deepening of the research on MPO, MPO gene polymorphism has been found to lead to individual for some disease susceptibility differences, with a variety of human development is closely related to the occurrence of diseases. The antibody reacts with neutrophil granulocytes and monocytes in blood and with precursors of granulocytes in the bone marrow. The antibody is useful as an aid for classification of neoplastic tissue, i.e. myeloblasts and immature myeloid cells of acute myelogenous leukemia, progranulocytic leukemia, monomyelocytic leukemia, erythroleukemia and myeloblastoma.
Applications:	IHC-P
Recommended Dilutions:	IHC-P: 1-2 µg/ml
Reactivity:	Human
Immunogen:	Recombinant fragment, around amino acids 150-250, of human Myeloperoxidase. The exact sequence is proprietary.
Host:	Mouse
Clonality:	Monoclonal
Clone ID:	rMPO/6904
Isotype:	IgG1
Light Chains:	kappa
Conjugate:	Unconjugated
Purification:	Protein A/G chromatography.
Concentration:	1 mg/ml
Product Form:	Liquid
Formulation:	Supplied in 10mM Phosphate Buffered Saline; without Sodium Azide and carrier free.
Storage:	Shipped at 4°C. Upon delivery aliquot and store at -20°C. Avoid freeze / thaw cycles.

# Anti-Myeloperoxidase Antibody [rMPO/6904] - BSA and Azide free (A278490)

## Specifications continued:


### General Notes:

This monoclonal antibody is also available in a different formulation with BSA and Sodium Azide - Anti-Myeloperoxidase Antibody [rMPO/6904] (A277902).

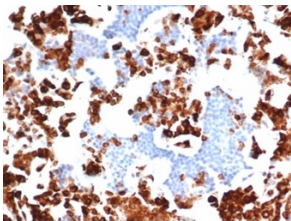
### Disclaimer:

This product is for research use only. It is not intended for diagnostic or therapeutic use.

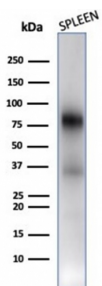
## Images:



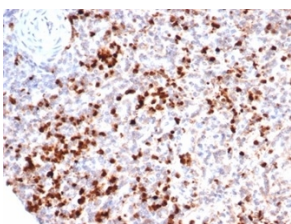
SDS-PAGE analysis of Anti-Myeloperoxidase Antibody [rMPO/6904] under non-reduced and reduced conditions; showing intact IgG and intact heavy and light chains, respectively. SDS-PAGE analysis confirms the integrity and purity of the antibody.



Immunohistochemical analysis of formalin-fixed, paraffin-embedded human bone marrow tissue using Anti-Myeloperoxidase Antibody [rMPO/6904].



Western blot analysis of human spleen tissue lysate using Anti-Myeloperoxidase Antibody [rMPO/6904].



Immunohistochemical analysis of formalin-fixed, paraffin-embedded human spleen tissue using Anti-Myeloperoxidase Antibody [rMPO/6904].