

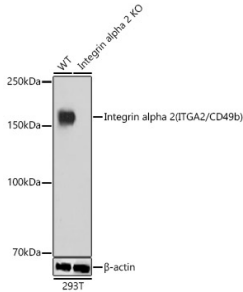
Anti-Integrin alpha 2 Antibody [ARC0457] (A306130)

Specifications:

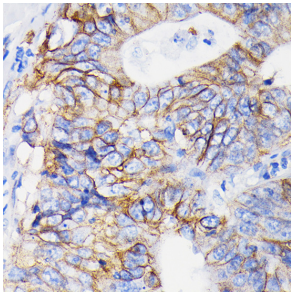
Name:	Anti-Integrin alpha 2 Antibody [ARC0457]
Description:	Rabbit monoclonal [ARC0457] antibody to Integrin alpha 2.
Applications:	WB, IHC, IP
Recommended Dilutions:	WB: 1:500-1:1,000, IHC: 1:50-1:200, IP: 1:500-1:1,000
Reactivity:	Human, Mouse, Rat
Immunogen:	A synthetic peptide corresponding to a sequence within amino acids 1082-1181 of human Integrin alpha 2 (ITGA2/CD49b) (P17301).
Sequence:	GTFASSTFQTVQLTAAAEINTYNPEIYVIEDNTVTIPLMIMKPDEKAEVPTGVIIGSI IAGILLLLALVAILWKLGFKRYEKMTKNPDEIDETTELSS
Host:	Rabbit
Clonality:	Monoclonal
Clone ID:	ARC0457
Isotype:	IgG
Conjugate:	Unconjugated
Purification:	Affinity purification.
Molecular Weight:	150 kDa
Product Form:	Liquid
Formulation:	Supplied in Phosphate Buffered Saline, pH 7.3, with 50% Glycerol, 0.05% BSA, and 0.02% Sodium Azide.
Storage:	Shipped at 4°C. Upon delivery aliquot and store at -20°C. Avoid freeze / thaw cycles.
Disclaimer:	This product is for research use only. It is not intended for diagnostic or therapeutic use.

Anti-Integrin alpha 2 Antibody [ARC0457] (A306130)

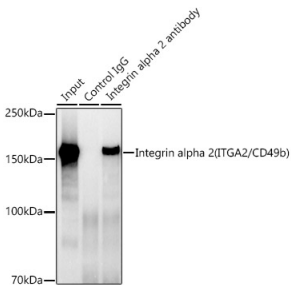
Images:



Western blot analysis of extracts from wild type(WT) and Integrin alpha 2 (ITGA2/CD49b) knockout (KO) 293T cells, using Anti-Integrin alpha 2 Antibody [ARC0457] (A306130) at 1:1,000 dilution. The secondary antibody was Goat Anti-Rabbit IgG H&L Antibody (HRP) at 1:10,000 dilution. Lysates/proteins were present at 25µg per lane. The blocking buffer used was 3% non-fat dry milk in TBST. Detection was with a ECL Basic Kit. Exposure time: 1s.



Immunohistochemistry analysis of paraffin-embedded human colon carcinoma tissue using Anti-Integrin alpha 2 Antibody [ARC0457] (A306130) at a dilution of 1:100 (40x lens). Perform microwave antigen retrieval with 10 mM PBS buffer pH 7.2 before commencing with IHC staining protocol.



Immunoprecipitation analysis of 300µg extracts of A-549 cells using 3µg of Anti-Integrin alpha 2 Antibody [ARC0457] (A306130). This Western blot was performed on the immunoprecipitate using Anti-Integrin alpha 2 Antibody [ARC0457] (A306130) at a dilution of 1:1000.