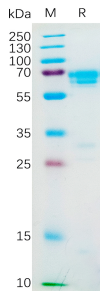


Recombinant Human M-CSF Protein (Fc Tag) (A318188)

Specifications:

Name:	Recombinant Human M-CSF Protein (Fc Tag)
Applications:	ELISA, SDS-PAGE
Expression System:	HEK293 cells
Nature:	Recombinant
Protein Species:	Human
Protein Length:	Protein fragment.
Sequence:	M-CSF(Glu33-Arg255)+hFc(Glu99-Ala330)
Tag:	C-terminal Human Fc Tag
Molecular Weight:	The protein has a predicted molecular mass of 51.3 kDa after removal of the signal peptide. The apparent molecular mass of M-CSF-hFc is approximately 55-70 kDa due to glycosylation.
Conjugate:	Unconjugated
Purity:	> 95%, by SDS-PAGE and Coomassie blue staining.
Product Form:	Lyophilized
Concentration:	Reconstitution dependent.
Formulation:	Lyophilized from sterile Phosphate Buffered Saline, pH 7.4. Normally 5%-8% Trehalose is added as a protectant before lyophilization.
Storage:	Shipped at 4°C. Lyophilized: Store at -20°C to -80°C. Reconstituted: Aliquot and store at -80°C. Product is stable for one year. Avoid freeze/thaw cycles.
Disclaimer:	This product is for research use only. It is not intended for diagnostic or therapeutic use.

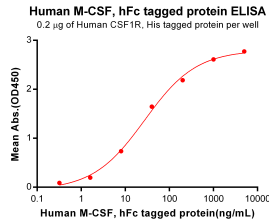
Images:



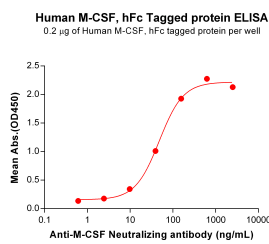
SDS-PAGE of Recombinant Human M-CSF Protein (Fc Tag) (A318188) under reducing conditions.

Recombinant Human M-CSF Protein (Fc Tag) (A318188)

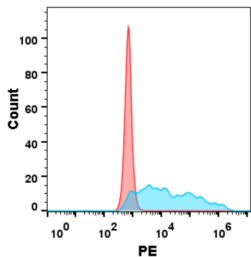
Images continued:



ELISA plates were pre-coated with Recombinant Human CSF-1-R Protein (6×His Tag) (A318346) at 2 µg/ml (100 µl/well) which can bind Recombinant Human M-CSF Protein (Fc Tag) (A318188) in a linear range of 0.32-200 ng/ml.



ELISA plates were pre-coated with Recombinant Human M-CSF Protein (Fc Tag) (A318188) at 2 µg/ml (100 µl/well) which can bind Lacnotuzumab Biosimilar - Anti-M-CSF Antibody - BSA and Azide free (A318861) in a linear range of 9.77-156.25 ng/ml.



Flow cytometry analysis of 1 µg/ml of Recombinant Human M-CSF Protein (Fc Tag) (A318188) on Expi293 cells transfected with human CSF1R (Blue histogram) or Expi293 transfected with irrelevant protein (Red histogram).