

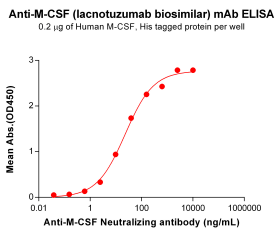
Lacnotuzumab Biosimilar - Anti-M-CSF Antibody - BSA and Azide free (A318861)

Specifications:

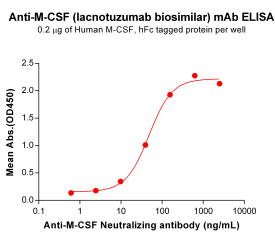
Name:	Lacnotuzumab Biosimilar - Anti-M-CSF Antibody - BSA and Azide free
Description:	Recombinant humanized monoclonal antibody to M-CSF.
Applications:	ELISA, Flow Cytometry
Recommended Dilutions:	ELISA: 1:5,000-10,000, Flow Cytometry: 1:100
Reactivity:	Human
Host:	Humanized
Clonality:	Monoclonal
Isotype:	IgG1
Conjugate:	Unconjugated
Purification:	Affinity chromatography.
Concentration:	Reconstitution dependent.
Product Form:	Lyophilized
Reconstitution:	Reconstitute with distilled sterile water.
Formulation:	Lyophilized from sterile Phosphate Buffered Saline, pH 7.4. Normally 5%-8% Trehalose is added as a protectant before lyophilization.
Storage:	Shipped at 4°C. Lyophilized: Store at -20°C to -80°C. Reconstituted: Aliquot and store at -80°C. Product is stable for one year. Avoid freeze/thaw cycles.
General Notes:	Prior to reconstitution, centrifuge the vial at 5,000g for 3-5 minutes at room temperature. Reconstitute with appropriate volume of distilled sterile water to bring product to 1mg/ml concentration. After addition of distilled sterile water, mix by gentle tapping. Note: It is not recommended to vortex or vigorously pipette the sample.
Disclaimer:	This product is for research use only. It is not intended for diagnostic or therapeutic use.

Lacnotuzumab Biosimilar - Anti-M-CSF Antibody - BSA and Azide free (A318861)

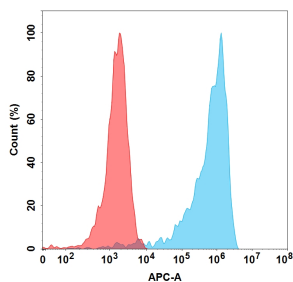
Images:



ELISA plates were pre-coated with Recombinant Human M-CSF Protein (6×His Tag) (A318169) at 2 µg/ml (100 µl/well) which can bind Lacnotuzumab Biosimilar - Anti-M-CSF Antibody - BSA and Azide free (A318861) in a linear range of 2.44-156.25 ng/ml.



ELISA plates were pre-coated with Recombinant Human M-CSF Protein (Fc Tag) (A318188) at 2 µg/ml (100 µl/well) which can bind Lacnotuzumab Biosimilar - Anti-M-CSF Antibody - BSA and Azide free (A318861) in a linear range of 9.77-156.25 ng/ml. In order to specifically detect Lacnotuzumab Biosimilar - Anti-M-CSF Antibody - BSA and Azide free (A318861), Mouse Anti-Human Fab Antibody was used as detection antibody.



Flow cytometry analysis of 1 µg/ml of Lacnotuzumab Biosimilar - Anti-M-CSF Antibody - BSA and Azide free (A318861) on Expi293 cells transfected with Human M-CSF protein (Blue histogram) or Expi293 transfected with irrelevant protein (Red histogram).