

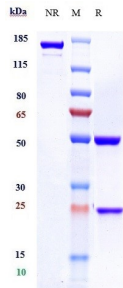
Rituximab Biosimilar - Anti-CD20 Antibody - Low endotoxin, Azide free (A323702)

Specifications:

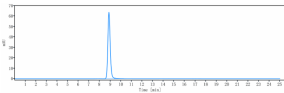
Name:	Rituximab Biosimilar - Anti-CD20 Antibody - Low endotoxin, Azide free
Description:	Recombinant chimeric monoclonal antibody to CD20.
Applications:	ELISA, FACS, Functional Assay, In Vivo
Reactivity:	Human, Cynomolgus Macaque
Host:	Mouse / Human
Clonality:	Monoclonal
Isotype:	IgG1
Light Chains:	kappa
Conjugate:	Unconjugated
Purification:	Protein A affinity chromatography.
Concentration:	Reconstitution dependent.
Molecular Weight:	This antibody has a predicted MW of 145.2 kDa.
Purity:	> 95% (by SDS-PAGE and SEC-HPLC).
Product Form:	Lyophilized
Reconstitution:	Reconstitute with 100µl of sterile double-distilled water to bring antibody to 1mg/ml concentration. Gently shake to solubilize completely. Do not vortex!
Formulation:	Lyophilized from 25mM Histadine, pH 6.2, with 8% Sucrose and 0.01% Tween80.
Storage:	Shipped at 4°C. Lyophilized: Store at -20°C to -80°C. Reconstituted: Aliquot and store at -80°C. Product is stable for one year. Avoid freeze/thaw cycles.
Disclaimer:	This product is for research use only. It is not intended for diagnostic or therapeutic use.

Rituximab Biosimilar - Anti-CD20 Antibody - Low endotoxin, Azide free (A323702)

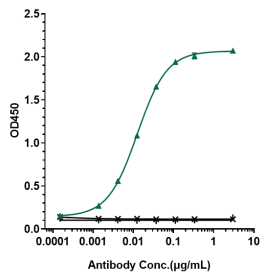
Images:



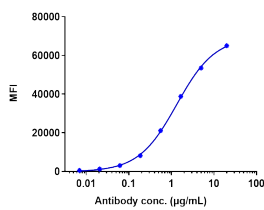
SDS-PAGE analysis of Rituximab Biosimilar - Anti-CD20 Antibody - Low endotoxin, Azide free (A323702) under reducing (R) conditions confirms that the purity of this antibody is greater than 95%.



SEC-HPLC analysis of Rituximab Biosimilar - Anti-CD20 Antibody - Low endotoxin, Azide free (A323702) confirms that the purity of this antibody is 98.97%.



Immobilized recombinant human CD20 protein (His tag) at 2 µg/ml is bound by Rituximab Biosimilar - Anti-CD20 Antibody - Low endotoxin, Azide free (A323702). EC50 = 0.01573/0.01258 µg/ml.



Raji cells were stained with Rituximab Biosimilar - Anti-CD20 Antibody - Low endotoxin, Azide free (A323702) and negative control protein respectively, washed and then followed by PE and analyzed with FACS, EC50 = 1.334 µg/ml.