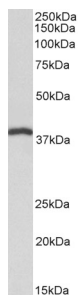


Anti-IDH3B Antibody (A82627)

Specifications:

Name:	Anti-IDH3B Antibody
Description:	Goat polyclonal antibody to IDH3B.
Applications:	ELISA, WB
Reactivity:	Human, Mouse, Rat, Porcine
Immunogen:	Synthetic peptide corresponding to Human IDH3B (internal region).
Sequence:	C-HAASRSQAEDVRVE
Host:	Goat
Clonality:	Polyclonal
Isotype:	IgG
Conjugate:	Unconjugated
Purification:	Purified from goat serum by ammonium sulphate precipitation followed by antigen affinity chromatography using the immunizing peptide.
Concentration:	100 µg at 0.5 mg/ml.
Product Form:	Liquid
Formulation:	Supplied in Tris Buffered Saline, pH 7.30, with 0.02% Sodium Azide and 0.5% BSA.
Storage:	Shipped at 4°C. Upon delivery aliquot and store at -20°C. Avoid freeze / thaw cycles.
Disclaimer:	This product is for research use only. It is not intended for diagnostic or therapeutic use.

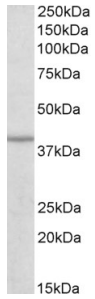
Images:



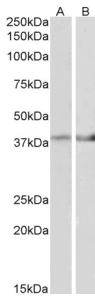
Anti-IDH3B Antibody (A82627) (0.1µg/ml) staining of Pig Heart lysate (35µg protein in RIPA buffer). Primary incubation was 1 hour. Detected by chemiluminescence.

Anti-IDH3B Antibody (A82627)

Images continued:



Anti-IDH3B Antibody (A82627) (0.3 μ g/ml) staining of Human Skeletal muscle lysate (35 μ g protein in RIPA buffer). Primary incubation was 1 hour. Detected by chemiluminescence.



Anti-IDH3B Antibody (A82627) (2 μ g/ml) staining of Mouse Heart (A) and Mouse Muscle (B) lysate (35 μ g protein in RIPA buffer). Primary incubation was 1 hour. Detected by chemiluminescence.