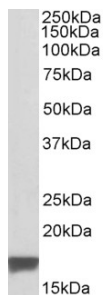


Anti-TSPO Antibody (A83177)

Specifications:

Name:	Anti-TSPO Antibody
Description:	Goat polyclonal antibody to TSPO.
Applications:	ELISA, WB, IHC
Reactivity:	Human
Immunogen:	Synthetic peptide corresponding to Human TSPO (C terminal).
Sequence:	C-RDNHGWRGGRRLPE
Host:	Goat
Clonality:	Polyclonal
Isotype:	IgG
Conjugate:	Unconjugated
Purification:	Purified from goat serum by ammonium sulphate precipitation followed by antigen affinity chromatography using the immunizing peptide.
Concentration:	100 µg at 0.5 mg/ml.
Product Form:	Liquid
Formulation:	Supplied in Tris Buffered Saline, pH 7.30, with 0.02% Sodium Azide and 0.5% BSA.
Storage:	Shipped at 4°C. Upon delivery aliquot and store at -20°C. Avoid freeze / thaw cycles.
Disclaimer:	This product is for research use only. It is not intended for diagnostic or therapeutic use.

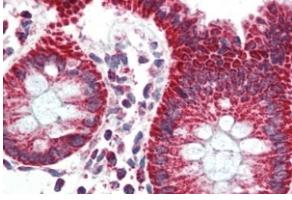
Images:



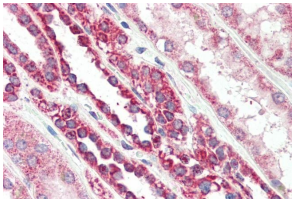
Anti-TSPO Antibody (A83177) (0.1µg/ml) staining of Human Breast Cancer lysate (35µg protein in RIPA buffer). Primary incubation was 1 hour. Detected by chemiluminescence.

Anti-TSPO Antibody (A83177)

Images continued:



Anti-TSPO Antibody (A83177) (2.5 μ g/ml) staining of paraffin embedded Human Colon. Steamed antigen retrieval with citrate buffer pH 6, AP-staining.



Anti-TSPO Antibody (A83177) (5 μ g/ml) staining of paraffin embedded Human Kidney. Steamed antigen retrieval with citrate buffer pH 6, AP-staining.