


## Anti-FMRP Antibody (A84674)

### Specifications:

Name:	Anti-FMRP Antibody
Description:	Goat polyclonal antibody to FMRP.
Applications:	ELISA, WB, IHC
Reactivity:	Human
Immunogen:	Synthetic peptide corresponding to Human FMR1 (internal region).
Sequence:	C-NPNKPATKDTFHKIK
Host:	Goat
Clonality:	Polyclonal
Isotype:	IgG
Conjugate:	Unconjugated
Purification:	Purified from goat serum by ammonium sulphate precipitation followed by antigen affinity chromatography using the immunizing peptide.
Concentration:	100 µg at 0.5 mg/ml.
Product Form:	Liquid
Formulation:	Supplied in Tris Buffered Saline, pH 7.30, with 0.02% Sodium Azide and 0.5% BSA.
Storage:	Shipped at 4°C. Upon delivery aliquot and store at -20°C. Avoid freeze / thaw cycles.
Disclaimer:	This product is for research use only. It is not intended for diagnostic or therapeutic use.

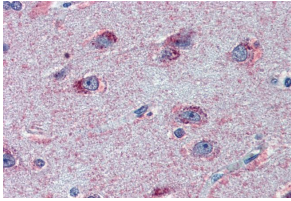
### Images:



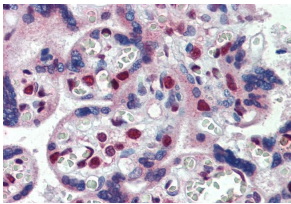
Anti-FMRP Antibody (A84674) (0.3µg/ml) staining of Kelly lysate (35µg protein in RIPA buffer). Primary incubation was 1 hour. Detected by chemiluminescence.

## Anti-FMRP Antibody (A84674)

Images continued:



Anti-FMRP Antibody (A84674) (2.5µg/ml) staining of paraffin embedded Human Cortex.  
Steamed antigen retrieval with citrate buffer pH 6, AP-staining.



Anti-FMRP Antibody (A84674) (2.5µg/ml) staining of paraffin embedded Human Placenta.  
Steamed antigen retrieval with citrate buffer pH 6, AP-staining.