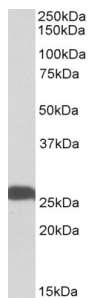


Anti-PGP9.5 Antibody (A84848)

Specifications:

Name:	Anti-PGP9.5 Antibody
Description:	Goat polyclonal antibody to PGP9.5.
Applications:	ELISA, WB, IHC, EIA
Reactivity:	Human, Mouse, Rat
Immunogen:	Synthetic peptide corresponding to Human UCHL1 (internal region).
Sequence:	C-QHENFRKKQIE
Host:	Goat
Clonality:	Polyclonal
Isotype:	IgG
Conjugate:	Unconjugated
Purification:	Purified from goat serum by ammonium sulphate precipitation followed by antigen affinity chromatography using the immunizing peptide.
Concentration:	100 µg at 0.5 mg/ml.
Product Form:	Liquid
Formulation:	Supplied in Tris Buffered Saline, pH 7.30, with 0.02% Sodium Azide and 0.5% BSA.
Storage:	Shipped at 4°C. Upon delivery aliquot and store at -20°C. Avoid freeze / thaw cycles.
Disclaimer:	This product is for research use only. It is not intended for diagnostic or therapeutic use.

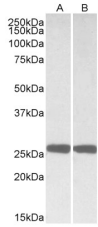
Images:



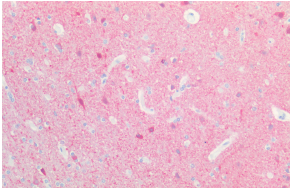
Anti-PGP9.5 Antibody (A84848) (0.01 µg/ml) staining of Human Hippocampus lysate (35 µg protein in RIPA buffer). Primary incubation was 1 hour. Detected by chemiluminescence.

Anti-PGP9.5 Antibody (A84848)

Images continued:



Anti-PGP9.5 Antibody (A84848) (0.01 $\mu\text{g/ml}$) staining of Mouse (A) and Rat (B) Brain lysates (35 μg protein in RIPA buffer). Primary incubation was 1 hour. Detected by chemiluminescence.



Anti-PGP9.5 Antibody (A84848) (2.5 $\mu\text{g/ml}$) staining of paraffin embedded Human Cortex. Steamed antigen retrieval with citrate buffer pH 6, AP-staining.