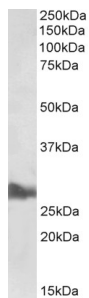


Anti-APOA1 Antibody (A85105)

Specifications:

Name:	Anti-APOA1 Antibody
Description:	Goat polyclonal antibody to APOA1.
Applications:	ELISA, WB, IHC
Reactivity:	Human
Immunogen:	Synthetic peptide corresponding to Human APOA1 (internal region).
Sequence:	C-DSVTSTFSKLREQ
Host:	Goat
Clonality:	Polyclonal
Isotype:	IgG
Conjugate:	Unconjugated
Purification:	Purified from goat serum by ammonium sulphate precipitation followed by antigen affinity chromatography using the immunizing peptide.
Concentration:	100 µg at 0.5 mg/ml.
Product Form:	Liquid
Formulation:	Supplied in Tris Buffered Saline, pH 7.30, with 0.02% Sodium Azide and 0.5% BSA.
Storage:	Shipped at 4°C. Upon delivery aliquot and store at -20°C. Avoid freeze / thaw cycles.
Disclaimer:	This product is for research use only. It is not intended for diagnostic or therapeutic use.

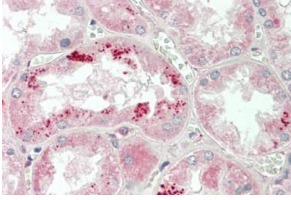
Images:



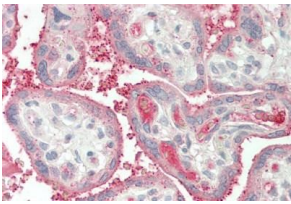
Anti-APOA1 Antibody (A85105) (0.5 µg/ml) staining of Liver lysate (35 µg protein in RIPA buffer). Detected by chemiluminescence.

Anti-APOA1 Antibody (A85105)

Images continued:



Anti-APOA1 Antibody (A85105) (5 μ g/ml) staining of paraffin embedded Human Kidney. Steamed antigen retrieval with citrate buffer pH 6, AP-staining.



Anti-APOA1 Antibody (A85105) (5 μ g/ml) staining of paraffin embedded Human Placenta. Steamed antigen retrieval with citrate buffer pH 6, AP-staining.