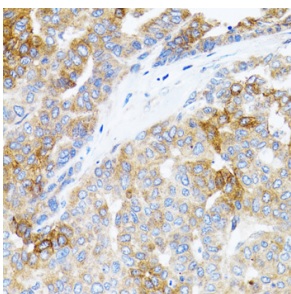


Anti-STAT3 Antibody (A92403)

Specifications:

Name:	Anti-STAT3 Antibody
Description:	Rabbit polyclonal antibody to STAT3.
Applications:	IHC
Recommended Dilutions:	IHC: 1:50-1:100
Reactivity:	Human, Mouse, Rat
Immunogen:	Recombinant fusion protein containing a sequence corresponding to amino acids 40-240 of human STAT3 (NP_644805.1).
Sequence:	SQDWAYAASKESHATLVFHNLLGEIDQQYSRFLQESNVLYQHNLRRRIKQFLQSRYLEK PMEIARIVARCLWEESRLLQTAATAAQGGQANHPTAAVVTEKQQMLEQHLQDVRKRV QDLEQKMKVVENLQDDDFDFNYKTLKSQGDMQDLNGNNQSVTRQKMQQLEQMLTALDQM RRSIVSELAGLLSAMEYVQKTLTDEEL
Host:	Rabbit
Clonality:	Polyclonal
Isotype:	IgG
Conjugate:	Unconjugated
Purification:	Affinity purification.
Product Form:	Liquid
Formulation:	Supplied in Phosphate Buffered Saline, pH 7.3, with 50% Glycerol and 0.02% Sodium Azide.
Storage:	Shipped at 4°C. Upon delivery aliquot and store at -20°C. Avoid freeze / thaw cycles.
Disclaimer:	This product is for research use only. It is not intended for diagnostic or therapeutic use.

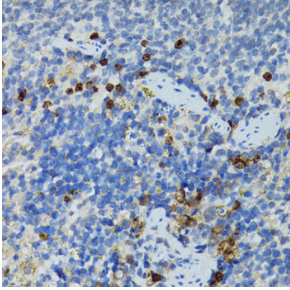
Images:



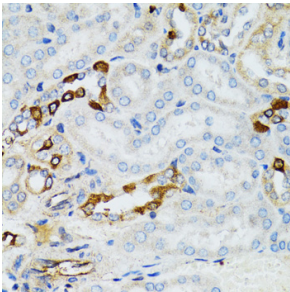
Immunohistochemistry analysis of paraffin-embedded human liver cancer using Anti-STAT3 Antibody (A92403) at a dilution of 1:100 (40x lens).

Anti-STAT3 Antibody (A92403)

Images continued:



Immunohistochemistry analysis of paraffin-embedded mouse spleen using Anti-STAT3 Antibody (A92403) at a dilution of 1:100 (40x lens).



Immunohistochemistry analysis of paraffin-embedded mouse kidney using Anti-STAT3 Antibody (A92403) at a dilution of 1:100 (40x lens).