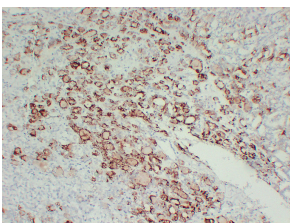


## Anti-Thyroid Peroxidase Antibody [ABT-TPO] (A95980)

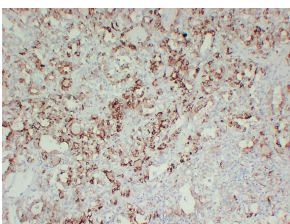
### Specifications:

Name:	Anti-Thyroid Peroxidase Antibody [ABT-TPO]
Description:	Mouse monoclonal (ABT-TPO) antibody to Thyroid Peroxidase.
Applications:	IHC
Reactivity:	Human
Immunogen:	Synthetic peptide derived from human Thyroid Peroxidase.
Host:	Mouse
Clonality:	Monoclonal
Clone ID:	ABT-TPO
Isotype:	IgG
Conjugate:	Unconjugated
Purification:	Immunogen affinity purified.
Product Form:	Liquid
Formulation:	Supplied in Tris Buffered Saline with 0.5% Bovine Serum Albumin and 0.1% Kathon CG/ICP.
Disclaimer:	This product is for research use only. It is not intended for diagnostic or therapeutic use.

### Images:



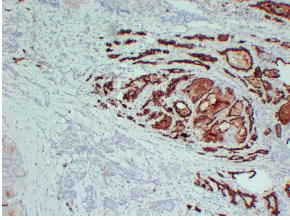
Immunohistochemical analysis of paraffin-embedded human Follicular thyroid carcinoma using Anti-Thyroid Peroxidase Antibody.



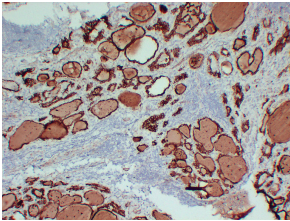
Immunohistochemical analysis of paraffin-embedded human Follicular thyroid carcinoma using Anti-Thyroid Peroxidase Antibody.

## Anti-Thyroid Peroxidase Antibody [ABT-TPO] (A95980)

Images continued:



Immunohistochemical analysis of paraffin-embedded human Papillary thyroid carcinoma using Anti-Thyroid Peroxidase Antibody.



Immunohistochemical analysis of paraffin-embedded human Papillary thyroid carcinoma using Anti-Thyroid Peroxidase Antibody.