

Anti-Trk B Antibody (A96988)

Specifications:

Name:	Anti-Trk B Antibody
Description:	Rabbit polyclonal antibody to Trk B.
Applications:	IHC, ELISA
Recommended Dilutions:	IHC: 1:50-1:100, ELISA: 1:20000
Reactivity:	Human, Mouse, Rat
Immunogen:	Synthetic peptide derived from human Trk B (amino acids 671-720).
Host:	Rabbit
Clonality:	Polyclonal
Isotype:	IgG
Conjugate:	Unconjugated
Purification:	Purified from rabbit serum by antigen affinity chromatography using the immunizing peptide.
Molecular Weight:	91kDa
Product Form:	Liquid
Formulation:	Supplied in Phosphate Buffered Saline (without Mg ²⁺ and Ca ²⁺), pH 7.4, with 150mM NaCl, 0.02% Sodium Azide, and 50% Glycerol.
Storage:	Shipped at 4°C. Upon delivery aliquot and store at -20°C. Avoid freeze / thaw cycles.
Disclaimer:	This product is for research use only. It is not intended for diagnostic or therapeutic use.


Images:




Immunohistochemical analysis of paraffin-embedded human brain tissue using Anti-Trk B Antibody. The right hand panel represents a negative control, where the antibody was pre-incubated with the immunising peptide.

Anti-Trk B Antibody (A96988)

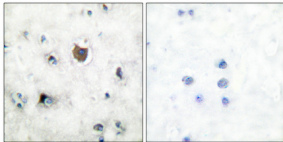
Images continued:



Western blot analysis of various cells using Anti-Trk B Antibody.



Western blot analysis of HepG2 cells using Anti-Trk B Antibody.



Immunohistochemical analysis of paraffin-embedded human breast cancer using Anti-Trk B Antibody 1:100 (4°C overnight). The right hand panel represents a negative control, where the antibody was pre-incubated with the immunising peptide.