

Anti-TNFSF4 Antibody (A100284)

Specifications:

Name:	Anti-TNFSF4 Antibody
Description:	Rabbit polyclonal antibody to TNFSF4.
Applications:	WB, ELISA
Recommended Dilutions:	WB: 1:500-1:1000, ELISA: 1:10000
Reactivity:	Human
Immunogen:	Synthetic peptide derived from the Internal region of human TNFSF4 (amino acids 31-80).
Host:	Rabbit
Clonality:	Polyclonal
Isotype:	IgG
Conjugate:	Unconjugated
Purification:	The antibody was affinity-purified from rabbit antiserum by affinity-chromatography using epitope-specific peptide.
Molecular Weight:	21kDa
Product Form:	Liquid
Formulation:	Supplied in Phosphate Buffered Saline (without Mg ²⁺ and Ca ²⁺), pH 7.4, with 150mM NaCl, 0.02% Sodium Azide, and 50% Glycerol.
Storage:	Shipped at 4°C. Upon delivery aliquot and store at -20°C. Avoid freeze / thaw cycles.
Disclaimer:	This product is for research use only. It is not intended for diagnostic or therapeutic use.

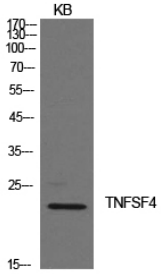
Images:

Western blot analysis of extracts from KB cells using Anti-TNFSF4 Antibody.




Anti-TNFSF4 Antibody (A100284)

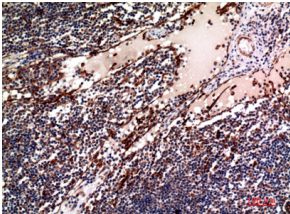
Images continued:



Western blot analysis of KB cells using Anti-TNFSF4 Antibody.



Western blot analysis of KB cells using Anti-TNFSF4 Antibody.



Immunohistochemical analysis of paraffin-embedded human lymph using Anti-TNFSF4 Antibody.