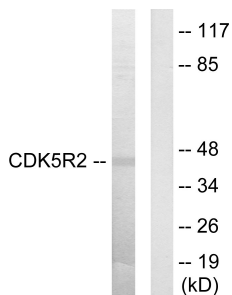


Anti-CDK5R2 Antibody (A100593)

Specifications:

Name:	Anti-CDK5R2 Antibody
Description:	Rabbit polyclonal antibody to CDK5R2.
Applications:	WB, ELISA
Recommended Dilutions:	WB: 1:500-1:1000, ELISA: 1:20000
Reactivity:	Human
Immunogen:	Synthetic peptide derived from human CDK5R2 (amino acids 81-130).
Host:	Rabbit
Clonality:	Polyclonal
Isotype:	IgG
Conjugate:	Unconjugated
Purification:	Purified from rabbit serum by antigen affinity chromatography using the immunizing peptide.
Molecular Weight:	38kDa
Product Form:	Liquid
Formulation:	Supplied in Phosphate Buffered Saline (without Mg ²⁺ and Ca ²⁺), pH 7.4, with 150mM NaCl, 0.02% Sodium Azide, and 50% Glycerol.
Storage:	Shipped at 4°C. Upon delivery aliquot and store at -20°C. Avoid freeze / thaw cycles.
Disclaimer:	This product is for research use only. It is not intended for diagnostic or therapeutic use.


Images:



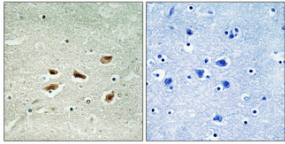
Western blot analysis of lysates from HUVEC cells using Anti-CDK5R2 Antibody. The right hand lane represents a negative control, where the antibody is blocked by the immunising peptide.

Anti-CDK5R2 Antibody (A100593)

Images continued:



Western blot analysis of various cells using Anti-CDK5R2 Antibody.



Immunohistochemical analysis of paraffin-embedded human brain using Anti-CDK5R2 Antibody 1:100 (4°C overnight). The right hand panel represents a negative control, where the antibody was pre-incubated with the immunising peptide.