

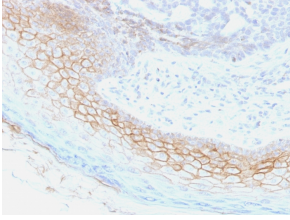
Anti-Desmocollin 2 Antibody [7G6] (A248354)

Specifications:

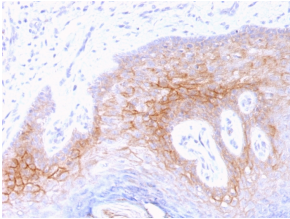
Name:	Anti-Desmocollin 2 Antibody [7G6]
Description:	Mouse monoclonal [7G6] antibody to Desmocollin 2.
Applications:	Flow Cytometry, IF, WB, IHC-P
Recommended Dilutions:	Flow Cytometry: 1-2 µg/million cells, IF: 1-2 µg/ml, WB: 1-2 µg/ml, IHC-P: 1-2 µg/ml
Reactivity:	Human, Mouse, Rat
Immunogen:	Human Desmocollin-2 extracellular domain.
Host:	Mouse
Clonality:	Monoclonal
Clone ID:	7G6
Isotype:	IgG1
Light Chains:	kappa
Conjugate:	Unconjugated
Purification:	Protein A/G chromatography.
Concentration:	200 µg/ml
Product Form:	Liquid
Formulation:	Supplied in 10mM Phosphate Buffered Saline with 0.05% BSA and 0.05% Sodium Azide.
Storage:	Shipped at 4°C. Upon delivery aliquot and store at -20°C. Avoid freeze / thaw cycles.
General Notes:	This monoclonal antibody is also available in a different formulation without BSA and Sodium Azide - Anti-Desmocollin 2 Antibody [7G6] - BSA and Azide free (A251536).
Disclaimer:	This product is for research use only. It is not intended for diagnostic or therapeutic use.

Anti-Desmocollin 2 Antibody [7G6] (A248354)


Images:



Immunohistochemical analysis of formalin-fixed, paraffin-embedded human skin using Anti-Desmocollin 2 Antibody [7G6].



Immunohistochemical analysis of formalin-fixed, paraffin-embedded human skin using Anti-Desmocollin 2 Antibody [7G6].



SDS-PAGE analysis of Anti-Desmocollin 2 Antibody [7G6] under non-reduced and reduced conditions; showing intact IgG and intact heavy and light chains, respectively. SDS-PAGE analysis confirms the integrity and purity of the antibody.