

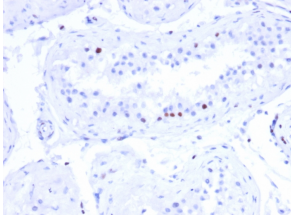
Anti-CSTF2T Antibody [PCRP-CSTF2T-1A3] (A248575)

Specifications:

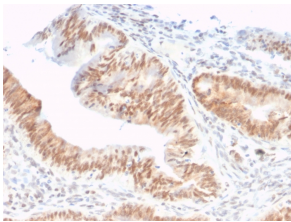
Name:	Anti-CSTF2T Antibody [PCRP-CSTF2T-1A3]
Description:	Mouse monoclonal [PCRP-CSTF2T-1A3] antibody to CSTF2T.
Specificity:	This gene encodes a nuclear protein with an RRM (RNA recognition motif) domain. The protein is a member of the cleavage stimulation factor (CSTF) complex that is involved in the 3-untranslated region of mRNAs.
Applications:	Flow Cytometry, IF, WB, IHC-P
Recommended Dilutions:	Flow Cytometry: 1-2 µg/million cells, IF: 1-2 µg/ml, WB: 1-2 µg/ml, IHC-P: 1-2 µg/ml
Reactivity:	Human
Immunogen:	Recombinant full-length human CSTF2T protein.
Host:	Mouse
Clonality:	Monoclonal
Clone ID:	PCRP-CSTF2T-1A3
Isotype:	IgG2b
Light Chains:	kappa
Conjugate:	Unconjugated
Purification:	Protein A/G chromatography.
Concentration:	200 µg/ml
Product Form:	Liquid
Formulation:	Supplied in 10mM Phosphate Buffered Saline with 0.05% BSA and 0.05% Sodium Azide.
Storage:	Shipped at 4°C. Upon delivery aliquot and store at -20°C. Avoid freeze / thaw cycles.
General Notes:	This monoclonal antibody is also available in a different formulation without BSA and Sodium Azide - Anti-CSTF2T Antibody [PCRP-CSTF2T-1A3] - BSA and Azide free (A251757).
Disclaimer:	This product is for research use only. It is not intended for diagnostic or therapeutic use.

Anti-CSTF2T Antibody [PCRP-CSTF2T-1A3] (A248575)

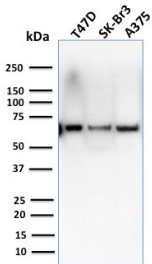
Images:



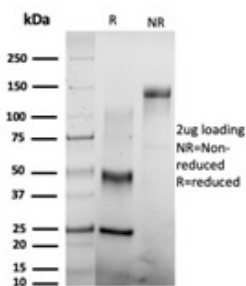
Immunohistochemical analysis of formalin-fixed, paraffin-embedded human testis using Anti-CSTF2T Antibody [PCRP-CSTF2T-1A3].



Immunohistochemical analysis of formalin-fixed, paraffin-embedded human colon adenocarcinoma using Anti-CSTF2T Antibody [PCRP-CSTF2T-1A3].



Western blot analysis of human T47D, SK-BR-3, and A375 cell lysates using Anti-CSTF2T Antibody [PCRP-CSTF2T-1A3].



SDS-PAGE analysis of Anti-CSTF2T Antibody [PCRP-CSTF2T-1A3] under non-reduced and reduced conditions; showing intact IgG and intact heavy and light chains, respectively. SDS-PAGE analysis confirms the integrity and purity of the antibody.