

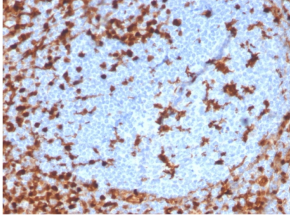
## Anti-Annexin A1 Antibody [ANXA1/3869R] (A248820)

### Specifications:

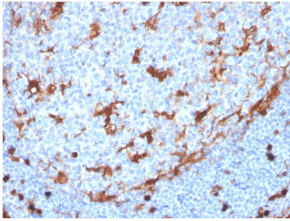
Name:	Anti-Annexin A1 Antibody [ANXA1/3869R]
Description:	Recombinant rabbit monoclonal [ANXA1/3869R] antibody to Annexin A1.
Specificity:	The ANXA1 gene belongs to the annexin family, and contains 4 annexin repeats. A pair of annexin repeats may form one binding site for calcium and a phospholipid. ANXA1 promotes membrane fusion and is involved in exocytosis. The gene for ANXA1 is upregulated in hairy cell leukemia (HCL), and its protein expression is specific for HCL. Detection of ANXA1 provides a simple, highly sensitive and specific assay for diagnosing HCL. Annexin A1 has also been found to be protective against DNA damage induced by heat in breast cancer cells, suggesting it is involved in tumor suppressive and protective activities, and also is associated with treatment resistance.
Applications:	WB, IP, IHC-P
Recommended Dilutions:	WB: 1-2 µg/ml, IP: 2-4 µg / mg protein, IHC-P: 1-2 µg/ml
Reactivity:	Human, Mouse
Immunogen:	Recombinant full-length human Annexin A1 protein.
Host:	Rabbit
Clonality:	Monoclonal
Clone ID:	ANXA1/3869R
Isotype:	IgG
Conjugate:	Unconjugated
Purification:	Protein A/G chromatography.
Concentration:	200 µg/ml
Product Form:	Liquid
Formulation:	Supplied in 10mM Phosphate Buffered Saline with 0.05% BSA and 0.05% Sodium Azide.
Storage:	Shipped at 4°C. Upon delivery aliquot and store at -20°C. Avoid freeze / thaw cycles.
General Notes:	This monoclonal antibody is also available in a different formulation without BSA and Sodium Azide - Anti-Annexin A1 Antibody [ANXA1/3869R] - BSA and Azide free (A252000).
Disclaimer:	This product is for research use only. It is not intended for diagnostic or therapeutic use.

## Anti-Annexin A1 Antibody [ANXA1/3869R] (A248820)

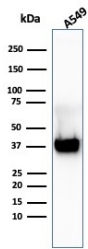
### Images:



Immunohistochemical analysis of formalin-fixed, paraffin-embedded human tonsil using Anti-Annexin A1 Antibody [ANXA1/3869R].



Immunohistochemical analysis of formalin-fixed, paraffin-embedded human tonsil using Anti-Annexin A1 Antibody [ANXA1/3869R].



Western blot analysis of A549 cell lysate using Anti-Annexin A1 Antibody [ANXA1/3869R].