

Anti-Cytokeratin 18 Antibody [KRT18/834] (A249199)

Specifications:

Name:	Anti-Cytokeratin 18 Antibody [KRT18/834]
Description:	Mouse monoclonal [KRT18/834] antibody to Cytokeratin 18.
Specificity:	This antibody reacts with a wide variety of simple epithelia. It does not react with stratified squamous epithelia. It reacts with epithelial tumors of the gastrointestinal tract, lung, breast, pancreas, ovary, and thyroid. Cytokeratin 18, which belongs to the type A (acidic) subfamily of low molecular weight keratins, exists in combination with cytokeratin 8. It is reported that tissues from gastrointestinal tract are positive for both cytokeratin 8 and 18 but do not contain cytokeratin 14. Tissues from gastrointestinal tract, respiratory tract and urogenital tract, as well as endocrine and exocrine tissues and mesothelial cells are positive for cytokeratin 18.
Applications:	WB, Flow Cytometry, IF, IHC-P
Recommended Dilutions:	WB: 1-2 µg/ml, Flow Cytometry: 1-2 µg/million cells, IF: 1-2 µg/ml, IHC-P: 1-2 µg/ml
Reactivity:	Human
Cross Reactivity:	This antibody does not cross react with Mouse, Rat, Sheep, Hamster, Bovine, Canine, or Porcine.
Immunogen:	Recombinant full-length human KRT18 protein.
Host:	Mouse
Clonality:	Monoclonal
Clone ID:	KRT18/834
Isotype:	IgG1
Light Chains:	kappa
Conjugate:	Unconjugated
Purification:	Protein A/G chromatography.
Concentration:	200 µg/ml
Product Form:	Liquid
Formulation:	Supplied in 10mM Phosphate Buffered Saline with 0.05% BSA and 0.05% Sodium Azide.
Storage:	Shipped at 4°C. Upon delivery aliquot and store at -20°C. Avoid freeze / thaw cycles.

Anti-Cytokeratin 18 Antibody [KRT18/834] (A249199)

Specifications continued:

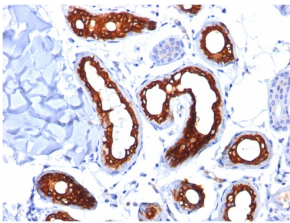
General Notes:

This monoclonal antibody is also available in a different formulation without BSA and Sodium Azide - Anti-Cytokeratin 18 Antibody [KRT18/834] - BSA and Azide free (A252379).

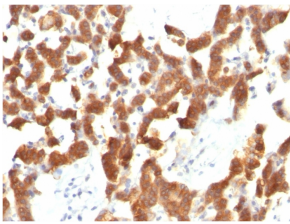
Disclaimer:

This product is for research use only. It is not intended for diagnostic or therapeutic use.

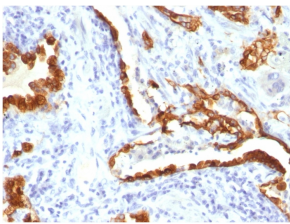
Images:



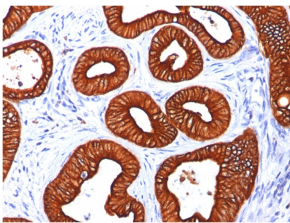
Immunohistochemical analysis of formalin-fixed, paraffin-embedded human skin using Anti-Cytokeratin 18 Antibody [KRT18/834].



Immunohistochemical analysis of formalin-fixed, paraffin-embedded human thyroid carcinoma using Anti-Cytokeratin 18 Antibody [KRT18/834].



Immunohistochemical analysis of formalin-fixed, paraffin-embedded human lung carcinoma using Anti-Cytokeratin 18 Antibody [KRT18/834].



Immunohistochemical analysis of formalin-fixed, paraffin-embedded human colon carcinoma using Anti-Cytokeratin 18 Antibody [KRT18/834].