

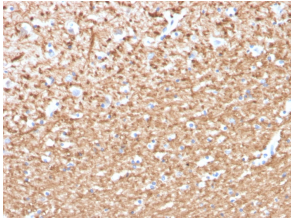
## Anti-Myelin Basic Protein (phospho Thr98) Antibody [MBP/4276] (A249283)

### Specifications:

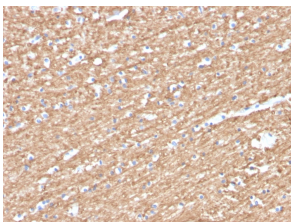
Name:	Anti-Myelin Basic Protein (phospho Thr98) Antibody [MBP/4276]
Description:	Mouse monoclonal [MBP/4276] antibody to Myelin Basic Protein (phospho Thr98).
Applications:	ELISA, IF, WB, IHC-P
Recommended Dilutions:	IF: 1-2 µg/ml, WB: 1-2 µg/ml, IHC-P: 1-2 µg/ml
Reactivity:	Human
Immunogen:	Synthetic peptide corresponding to human MBP when phosphorylated at Threonine 98.
Host:	Mouse
Clonality:	Monoclonal
Clone ID:	MBP/4276
Isotype:	IgG2a
Conjugate:	Unconjugated
Purification:	Protein A/G chromatography.
Concentration:	200 µg/ml
Product Form:	Liquid
Formulation:	Supplied in 10mM Phosphate Buffered Saline with 0.05% BSA and 0.05% Sodium Azide.
Storage:	Shipped at 4°C. Upon delivery aliquot and store at -20°C. Avoid freeze / thaw cycles.
General Notes:	This monoclonal antibody is also available in a different formulation without BSA and Sodium Azide - Anti-Myelin Basic Protein (phospho Thr98) Antibody [MBP/4276] - BSA and Azide free (A252463).
Disclaimer:	This product is for research use only. It is not intended for diagnostic or therapeutic use.

# Anti-Myelin Basic Protein (phospho Thr98) Antibody [MBP/4276] (A249283)

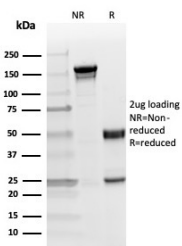
Images:




Immunohistochemical analysis of formalin-fixed, paraffin-embedded human brain using Anti-Myelin Basic Protein (phospho Thr98) Antibody [MBP/4276].



Immunohistochemical analysis of formalin-fixed, paraffin-embedded human brain using Anti-Myelin Basic Protein (phospho Thr98) Antibody [MBP/4276].



SDS-PAGE analysis of Anti-Myelin Basic Protein (phospho Thr98) Antibody [MBP/4276] under non-reduced and reduced conditions; showing intact IgG and intact heavy and light chains, respectively. SDS-PAGE analysis confirms the integrity and purity of the antibody.



Western blot analysis of human brain tissue lysate using Anti-Myelin Basic Protein (phospho Thr98) Antibody [MBP/4276].