

Anti-Mast Cell Tryptase Antibody [TPSAB1/1963] (A250207)

Specifications:

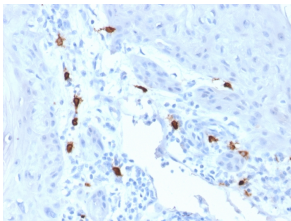
Name:	Anti-Mast Cell Tryptase Antibody [TPSAB1/1963]
Description:	Mouse monoclonal [TPSAB1/1963] antibody to Mast Cell Tryptase.
Specificity:	<p>Tryptases comprise a family of trypsin-like serine proteases (peptidase family S1). Tryptases are stored in mast cell secretory granules and basophils. Mast cells are connective tissue cells derived from blood-forming tissues that line arterial walls and secrete substances, which mediate inflammatory and immune responses. Tryptases are released into the extracellular environment and are resistant to all known endogenous proteinase inhibitors. This antibody reacts with mast cells distributed in skin, synovium, lung, and heart. This antibody does not bind with any other cell type. Human mast cell tryptase is considered to be an important marker of mast cell activation and is an important mediator of inflammation. Mastocytosis is a term collectively used for a group of disorders in which there is abnormal accumulation of mast cells in one or multiple organs. Anti-tryptase, combined with anti-CD2, anti-CD25, and anti-CD117, can be useful in identifying reactive mast cell hyperplasia, myelogenous neoplasms, mast cell leukemia, and mastocytosis.</p>
Applications:	IHC-P
Recommended Dilutions:	IHC-P: 1-2 µg/ml
Reactivity:	Human
Immunogen:	Recombinant fragment, around amino acids 115-223, of human Tryptase protein. The exact sequence is proprietary.
Host:	Mouse
Clonality:	Monoclonal
Clone ID:	TPSAB1/1963
Isotype:	IgG1
Light Chains:	kappa
Conjugate:	Unconjugated
Purification:	Protein A/G chromatography.
Concentration:	200 µg/ml
Product Form:	Liquid
Formulation:	Supplied in 10mM Phosphate Buffered Saline with 0.05% BSA and 0.05% Sodium Azide.

Anti-Mast Cell Tryptase Antibody [TPSAB1/1963] (A250207)

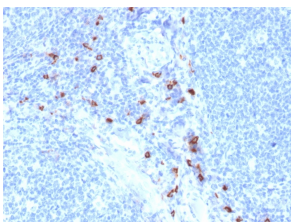
Specifications continued:

Storage:	Shipped at 4°C. Upon delivery aliquot and store at -20°C. Avoid freeze / thaw cycles.
General Notes:	This monoclonal antibody is also available in a different formulation without BSA and Sodium Azide - Anti-Mast Cell Tryptase Antibody [TPSAB1/1963] - BSA and Azide free (A253387).
Disclaimer:	This product is for research use only. It is not intended for diagnostic or therapeutic use.

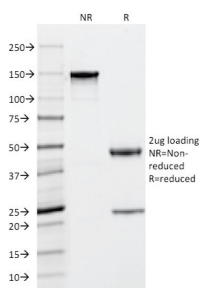
Images:



Immunohistochemical analysis of formalin-fixed, paraffin-embedded human skin using Anti-Mast Cell Tryptase Antibody [TPSAB1/1963].



Immunohistochemical analysis of formalin-fixed, paraffin-embedded human tonsil using Anti-Mast Cell Tryptase Antibody [TPSAB1/1963].



SDS-PAGE analysis of Anti-Mast Cell Tryptase Antibody [TPSAB1/1963] under non-reduced and reduced conditions; showing intact IgG and intact heavy and light chains, respectively. SDS-PAGE analysis confirms the integrity and purity of the antibody.