

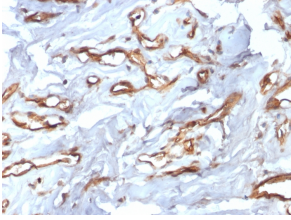
## Anti-CD34 Antibody [HPCA1/2598R] (A250684)

### Specifications:

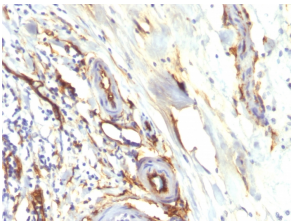
Name:	Anti-CD34 Antibody [HPCA1/2598R]
Description:	Recombinant rabbit monoclonal [HPCA1/2598R] antibody to CD34.
Specificity:	This antibody recognizes a transmembrane, heavily glycosylated protein of 90-120kDa, which is identified as CD34. Its expression is a hallmark for identifying pluripotent hematopoietic stem or progenitor cells. Its expression is gradually lost as lineage committed progenitors differentiate. CD34 is a marker of choice for staining blasts in acute myeloid leukemia. In addition, it is expressed by soft tissue tumors, such as solitary fibrous tumor and gastrointestinal stromal tumor. CD34 expression is also found in vascular endothelium. Additionally, proliferating endothelial cells overexpress this molecule than the non-proliferating endothelial cells. Anti-CD34 labels 85% of angiosarcoma and Kaposi sarcoma, but shows low specificity.
Applications:	Flow Cytometry, IHC-P
Recommended Dilutions:	Flow Cytometry: 1-2 µg/million cells, IHC-P: 1-2 µg/ml
Reactivity:	Human, Rat
Immunogen:	Recombinant full-length human HPCA1 protein.
Host:	Rabbit
Clonality:	Monoclonal
Clone ID:	HPCA1/2598R
Isotype:	IgG
Conjugate:	Unconjugated
Purification:	Protein A/G chromatography.
Concentration:	200 µg/ml
Product Form:	Liquid
Formulation:	Supplied in 10mM Phosphate Buffered Saline with 0.05% BSA and 0.05% Sodium Azide.
Storage:	Shipped at 4°C. Upon delivery aliquot and store at -20°C. Avoid freeze / thaw cycles.
General Notes:	This monoclonal antibody is also available in a different formulation without BSA and Sodium Azide - Anti-CD34 Antibody [HPCA1/2598R] - BSA and Azide free (A253864).
Disclaimer:	This product is for research use only. It is not intended for diagnostic or therapeutic use.

## Anti-CD34 Antibody [HPCA1/2598R] (A250684)

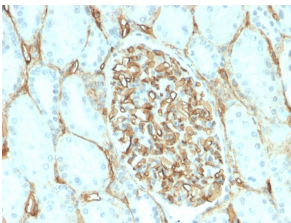
### Images:



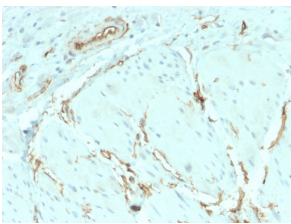
Immunohistochemical analysis of formalin-fixed, paraffin-embedded human angiosarcoma using Anti-CD34 Antibody [HPCA1/2598R].



Immunohistochemical analysis of formalin-fixed, paraffin-embedded human colon carcinoma using Anti-CD34 Antibody [HPCA1/2598R].



Immunohistochemical analysis of formalin-fixed, paraffin-embedded human renal cell carcinoma using Anti-CD34 Antibody [HPCA1/2598R].



Immunohistochemical analysis of formalin-fixed, paraffin-embedded human breast carcinoma using Anti-CD34 Antibody [HPCA1/2598R].