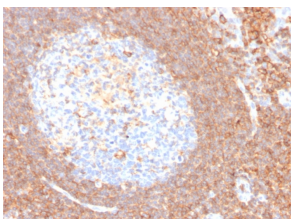


Anti-CD44 Antibody [HCAM/4110R] (A250724)

Specifications:

| | |
|------------------------|--|
| Name: | Anti-CD44 Antibody [HCAM/4110R] |
| Description: | Recombinant rabbit monoclonal [HCAM/4110R] antibody to CD44. |
| Applications: | IHC-P |
| Recommended Dilutions: | IHC-P: 1-2 µg/ml |
| Reactivity: | Human |
| Immunogen: | Synthetic peptide corresponding to amino acids within 150-250 of CD44. |
| Host: | Rabbit |
| Clonality: | Monoclonal |
| Clone ID: | HCAM/4110R |
| Isotype: | IgG |
| Conjugate: | Unconjugated |
| Purification: | Protein A/G chromatography. |
| Concentration: | 200 µg/ml |
| Product Form: | Liquid |
| Formulation: | Supplied in 10mM Phosphate Buffered Saline with 0.05% BSA and 0.05% Sodium Azide. |
| Storage: | Shipped at 4°C. Upon delivery aliquot and store at -20°C. Avoid freeze / thaw cycles. |
| General Notes: | This monoclonal antibody is also available in a different formulation without BSA and Sodium Azide - Anti-CD44 Antibody [HCAM/4110R] - BSA and Azide free (A253904). |
| Disclaimer: | This product is for research use only. It is not intended for diagnostic or therapeutic use. |

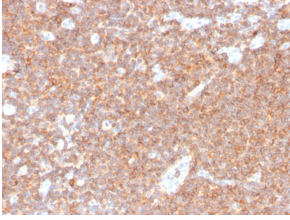
Images:



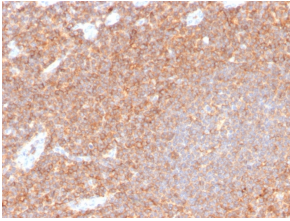
Immunohistochemical analysis of formalin-fixed, paraffin-embedded human tonsil using Anti-CD44 Antibody [HCAM/4110R].

Anti-CD44 Antibody [HCAM/4110R] (A250724)

Images continued:



Immunohistochemical analysis of formalin-fixed, paraffin-embedded human tonsil using Anti-CD44 Antibody [HCAM/4110R].



Immunohistochemical analysis of formalin-fixed, paraffin-embedded human tonsil using Anti-CD44 Antibody [HCAM/4110R].