

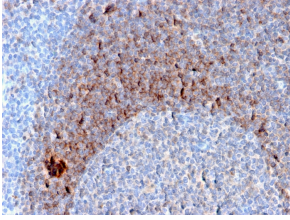
## Anti-CD79b Antibody [B29/123] (A250798)

### Specifications:


Name:	Anti-CD79b Antibody [B29/123]
Description:	Mouse monoclonal [B29/123] antibody to CD79b.
Applications:	IF, WB, IHC-P
Recommended Dilutions:	IF: 1-2 µg/ml, WB: 1-2 µg/ml, IHC-P: 1-2 µg/ml
Reactivity:	Human
Immunogen:	Synthetic peptide of 28 amino acid residues corresponding to CFDDTVRGVPWCFYPNTIDVPPEEECEF (aa57-84) from the C-terminus of human pS2.
Host:	Mouse
Clonality:	Monoclonal
Clone ID:	B29/123
Isotype:	IgG2b
Light Chains:	kappa
Conjugate:	Unconjugated
Purification:	Protein A/G chromatography.
Concentration:	200 µg/ml
Product Form:	Liquid
Formulation:	Supplied in 10mM Phosphate Buffered Saline with 0.05% BSA and 0.05% Sodium Azide.
Storage:	Shipped at 4°C. Upon delivery aliquot and store at -20°C. Avoid freeze / thaw cycles.
General Notes:	This monoclonal antibody is also available in a different formulation without BSA and Sodium Azide - Anti-CD79b Antibody [B29/123] - BSA and Azide free (A253978).
Disclaimer:	This product is for research use only. It is not intended for diagnostic or therapeutic use.

## Anti-CD79b Antibody [B29/123] (A250798)

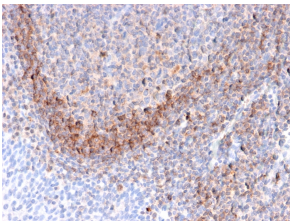
### Images:



Immunohistochemical analysis of formalin-fixed, paraffin-embedded human tonsil using Anti-CD79b Antibody [B29/123].



SDS-PAGE analysis of Anti-CD79b Antibody [B29/123] under non-reduced and reduced conditions; showing intact IgG and intact heavy and light chains, respectively. SDS-PAGE analysis confirms the integrity and purity of the antibody.



Immunohistochemical analysis of formalin-fixed, paraffin-embedded human tonsil using Anti-CD79b Antibody [B29/123].