

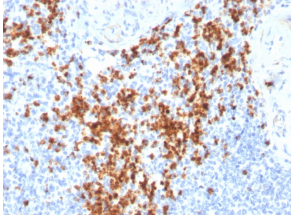
Anti-Granzyme B Antibody [GZMB/3014] - BSA and Azide free (A251979)

Specifications:

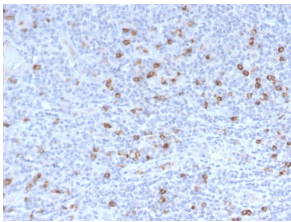
Name:	Anti-Granzyme B Antibody [GZMB/3014] - BSA and Azide free
Description:	Mouse monoclonal [GZMB/3014] antibody to Granzyme B.
Applications:	WB, IHC-P
Recommended Dilutions:	WB: 1-2 µg/ml, IHC-P: 1-2 µg/ml
Reactivity:	Human
Immunogen:	Recombinant fragment, around amino acids 73-187, of human GZMB protein. The exact sequence is proprietary.
Host:	Mouse
Clonality:	Monoclonal
Clone ID:	GZMB/3014
Isotype:	IgG2b
Light Chains:	kappa
Conjugate:	Unconjugated
Purification:	Protein A/G chromatography.
Concentration:	1 mg/ml
Product Form:	Liquid
Formulation:	Supplied in 10mM Phosphate Buffered Saline; without Sodium Azide and carrier free.
Storage:	Shipped at 4°C. Upon delivery aliquot and store at -20°C. Avoid freeze / thaw cycles.
General Notes:	This monoclonal antibody is also available in a different formulation with BSA and Sodium Azide - Anti-Granzyme B Antibody [GZMB/3014] (A248799).
Disclaimer:	This product is for research use only. It is not intended for diagnostic or therapeutic use.

Anti-Granzyme B Antibody [GZMB/3014] - BSA and Azide free (A251979)

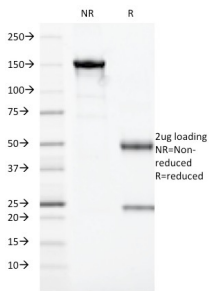
Images:



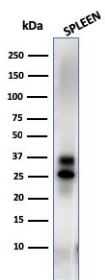
Immunohistochemical analysis of formalin-fixed, paraffin-embedded human spleen using Anti-Granzyme B Antibody [GZMB/3014].



Immunohistochemical analysis of formalin-fixed, paraffin-embedded human tonsil using Anti-Granzyme B Antibody [GZMB/3014].



SDS-PAGE analysis of Anti-Granzyme B Antibody [GZMB/3014] under non-reduced and reduced conditions; showing intact IgG and intact heavy and light chains, respectively. SDS-PAGE analysis confirms the integrity and purity of the antibody.



Western blot analysis of spleen tissue lysate using Anti-Granzyme B Antibody [GZMB/3014].