

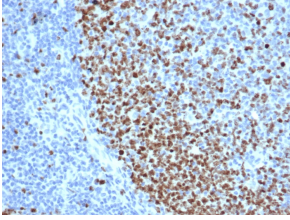
Anti-Ki67 Antibody [rMKI67/6615] - BSA and Azide free (A252524)

Specifications:

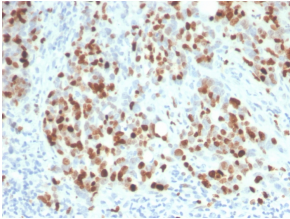
Name:	Anti-Ki67 Antibody [rMKI67/6615] - BSA and Azide free
Description:	Recombinant mouse monoclonal [rMKI67/6615] antibody to Ki67.
Applications:	WB, IHC-P
Recommended Dilutions:	WB: 1-2 µg/ml, IHC-P: 1-2 µg/ml
Reactivity:	Human
Immunogen:	Recombinant fragment, around amino acids 2293-2478, of human Ki67 protein. The exact sequence is proprietary.
Host:	Mouse
Clonality:	Monoclonal
Clone ID:	rMKI67/6615
Isotype:	IgG1
Light Chains:	kappa
Conjugate:	Unconjugated
Purification:	Protein A/G chromatography.
Concentration:	1 mg/ml
Product Form:	Liquid
Formulation:	Supplied in 10mM Phosphate Buffered Saline; without Sodium Azide and carrier free.
Storage:	Shipped at 4°C. Upon delivery aliquot and store at -20°C. Avoid freeze / thaw cycles.
General Notes:	This monoclonal antibody is also available in a different formulation with BSA and Sodium Azide - Anti-Ki67 Antibody [rMKI67/6615] (A249344).
Disclaimer:	This product is for research use only. It is not intended for diagnostic or therapeutic use.

Anti-Ki67 Antibody [rMKI67/6615] - BSA and Azide free (A252524)

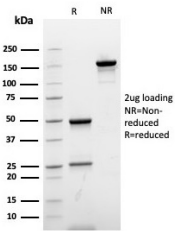
Images:



Immunohistochemical analysis of formalin-fixed, paraffin-embedded human tonsil using Anti-Ki67 Antibody [rMKI67/6615].



Immunohistochemical analysis of formalin-fixed, paraffin-embedded human lymph node using Anti-Ki67 Antibody [rMKI67/6615].



SDS-PAGE analysis of Anti-Ki67 Antibody [rMKI67/6615] under non-reduced and reduced conditions; showing intact IgG and intact heavy and light chains, respectively. SDS-PAGE analysis confirms the integrity and purity of the antibody.