

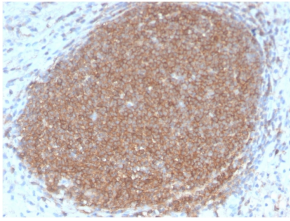
## Anti-CD45RB Antibody [PTPRC/2877R] - BSA and Azide free (A252999)

### Specifications:

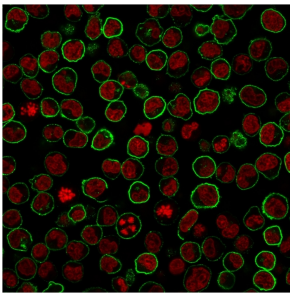
Name:	Anti-CD45RB Antibody [PTPRC/2877R] - BSA and Azide free
Description:	Recombinant rabbit monoclonal [PTPRC/2877R] antibody to CD45RB.
Applications:	Flow Cytometry, IF, WB, IHC-P
Recommended Dilutions:	Flow Cytometry: 1-2 µg/million cells, IF: 1-2 µg/ml, WB: 1-2 µg/ml, IHC-P: 1-2 µg/ml
Reactivity:	Human
Cross Reactivity:	This antibody does not cross react with Rat or Rhesus Monkey.
Immunogen:	Recombinant full-length human CD45RB protein.
Host:	Rabbit
Clonality:	Monoclonal
Clone ID:	PTPRC/2877R
Isotype:	IgG
Conjugate:	Unconjugated
Purification:	Protein A/G chromatography.
Concentration:	1 mg/ml
Product Form:	Liquid
Formulation:	Supplied in 10mM Phosphate Buffered Saline; without Sodium Azide and carrier free.
Storage:	Shipped at 4°C. Upon delivery aliquot and store at -20°C. Avoid freeze / thaw cycles.
General Notes:	This monoclonal antibody is also available in a different formulation with BSA and Sodium Azide - Anti-CD45RB Antibody [PTPRC/2877R] (A249819).
Disclaimer:	This product is for research use only. It is not intended for diagnostic or therapeutic use.

# Anti-CD45RB Antibody [PTPRC/2877R] - BSA and Azide free (A252999)


## Images:



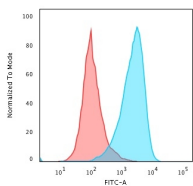
Immunohistochemical analysis of formalin-fixed, paraffin-embedded human lymph node using Anti-CD45RB Antibody [PTPRC/2877R].



Immunofluorescent analysis of paraformaldehyde fixed Raji cells stained with Anti-CD45RB Antibody [PTPRC/2877R] followed by Goat Anti-Rabbit IgG (CF® 488) (Green). Counterstain is Phalloidin (Red).



Western blot analysis of human Raji cell lysate using Anti-CD45RB Antibody [PTPRC/2877R].



Flow cytometric analysis of paraformaldehyde fixed Raji cells using Anti-CD45RB Antibody [PTPRC/2877R] followed by Goat Anti-Rabbit IgG (CF® 488) (Blue). Isotype Control (Red).