

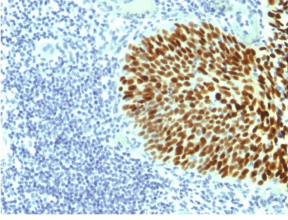
## Anti-SOX2 Antibody [SOX2/1791] - BSA and Azide free (A253182)

### Specifications:


Name:	Anti-SOX2 Antibody [SOX2/1791] - BSA and Azide free
Description:	Mouse monoclonal [SOX2/1791] antibody to SOX2.
Specificity:	SOX2 is required for stem cell maintenance in the central nervous system, and it also regulates gene expression in the stomach. SOX2 is necessary for regulating multiple transcription factors that affect Oct 3/4 expression. An essential function of SOX2 is to stabilize embryonic stem cells in a pluripotent state by maintaining the requisite level of Oct 3/4 expression. Reportedly, SOX2 is associated with aggressive phenotypes of breast, head and neck, gastric, colorectal, bladder, and small cell lung cancers. However, SOX2 is expressed in a high percentage of lung squamous cell carcinomas and has been shown to be an independent favorable prognostic marker.
Applications:	ELISA, WB, IHC-P
Recommended Dilutions:	WB: 1-2 µg/ml, IHC-P: 1-2 µg/ml
Reactivity:	Human, Mouse
Immunogen:	Recombinant fragment, within amino acids 176-305, of human SOX2 protein. The exact sequence is proprietary.
Host:	Mouse
Clonality:	Monoclonal
Clone ID:	SOX2/1791
Isotype:	IgG2b
Light Chains:	kappa
Conjugate:	Unconjugated
Purification:	Protein A/G chromatography.
Concentration:	1 mg/ml
Product Form:	Liquid
Formulation:	Supplied in 10mM Phosphate Buffered Saline; without Sodium Azide and carrier free.
Storage:	Shipped at 4°C. Upon delivery aliquot and store at -20°C. Avoid freeze / thaw cycles.
General Notes:	This monoclonal antibody is also available in a different formulation with BSA and Sodium Azide - Anti-SOX2 Antibody [SOX2/1791] (A250002).
Disclaimer:	This product is for research use only. It is not intended for diagnostic or therapeutic use.

## Anti-SOX2 Antibody [SOX2/1791] - BSA and Azide free (A253182)

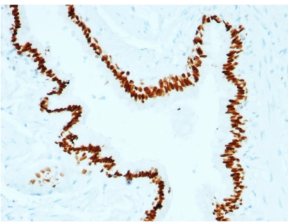
### Images:



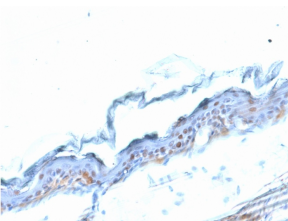
Immunohistochemical analysis of formalin-fixed, paraffin-embedded human cervical carcinoma using Anti-SOX2 Antibody [SOX2/1791].



Western blot analysis of recombinant SOX2 protein fragment and NCCIT cell lysate using Anti-SOX2 Antibody [SOX2/1791].



Immunohistochemical analysis of formalin-fixed, paraffin-embedded human lung carcinoma using Anti-SOX2 Antibody [SOX2/1791].



Immunohistochemical analysis of formalin-fixed, paraffin-embedded mouse stomach using Anti-SOX2 Antibody [SOX2/1791].