

## Anti-Ubiquitin Antibody [UBB/2122] - BSA and Azide free (A253442)

### Specifications:

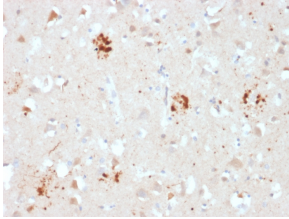
|                        |  |
|------------------------|--|
| Name:                  | Anti-Ubiquitin Antibody [UBB/2122] - BSA and Azide free  |
| Description:           | Mouse monoclonal [UBB/2122] antibody to Ubiquitin.   |
| Specificity:           | Ubiquitin is a highly conserved and plays an essential role in the ubiquitin-proteasome pathway. In ubiquitination process, it is first activated by forming a thiol-ester complex with the activation component E1, which is then transferred to ubiquitin-carrier protein E2, followed by to ubiquitin ligase E3 for final delivery to epsilon-NH <sub>2</sub> of the target protein lysine residue. IκB, p53, cdc25A, Bcl-2 etc. are shown as targets of ubiquitin-proteasome process as part of regulation of cell cycle progression, differentiation, cell stress response, and apoptosis. Moreover, ubiquitin have been reported to bind covalently with pathological inclusions which are resistant to degradation e.g. neurofibrillary tangles/paired helical filaments in Alzheimers disease etc. |
| Applications:          | ELISA, WB, IHC-P   |
| Recommended Dilutions: | WB: 1-2 µg/ml, IHC-P: 1-2 µg/ml  |
| Reactivity:            | Human  |
| Immunogen:             | Recombinant fragment, around amino acids 1-119, of human Ubiquitin protein. The exact sequence is proprietary.   |
| Host:                  | Mouse  |
| Clonality:             | Monoclonal   |
| Clone ID:              | UBB/2122   |
| Isotype:               | IgG1   |
| Light Chains:          | kappa  |
| Conjugate:             | Unconjugated   |
| Purification:          | Protein A/G chromatography.  |
| Concentration:         | 1 mg/ml  |
| Product Form:          | Liquid   |
| Formulation:           | Supplied in 10mM Phosphate Buffered Saline; without Sodium Azide and carrier free.   |
| Storage:               | Shipped at 4°C. Upon delivery aliquot and store at -20°C. Avoid freeze / thaw cycles.  |
| General Notes:         | This monoclonal antibody is also available in a different formulation with BSA and Sodium Azide - Anti-Ubiquitin Antibody [UBB/2122] (A250262).  |

# Anti-Ubiquitin Antibody [UBB/2122] - BSA and Azide free (A253442)

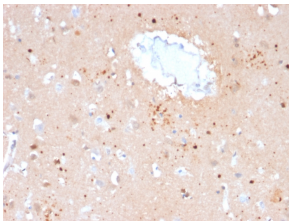
## Specifications continued:

**Disclaimer:** This product is for research use only. It is not intended for diagnostic or therapeutic use.

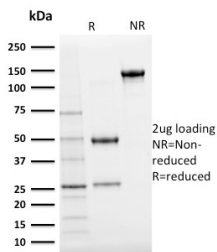
## Images:




Immunohistochemical analysis of formalin-fixed, paraffin-embedded human brain using Anti-Ubiquitin Antibody [UBB/2122].



Immunohistochemical analysis of formalin-fixed, paraffin-embedded human brain using Anti-Ubiquitin Antibody [UBB/2122].



SDS-PAGE analysis of Anti-Ubiquitin Antibody [UBB/2122] under non-reduced and reduced conditions; showing intact IgG and intact heavy and light chains, respectively. SDS-PAGE analysis confirms the integrity and purity of the antibody.



Western blot analysis of human Raji cell lysate using Anti-Ubiquitin Antibody [UBB/2122].