

Anti-Vimentin Antibody [rVIM/6575] - BSA and Azide free (A253486)

Specifications:

Name:	Anti-Vimentin Antibody [rVIM/6575] - BSA and Azide free
Description:	Recombinant mouse monoclonal [rVIM/6575] antibody to Vimentin.
Specificity:	This antibody reacts with a 58kDa protein identified as vimentin. It shows no cross-reaction with other closely related intermediate filament proteins (IFP s) such as desmin, keratin, neurofilament, and glial fibrillary acid protein. Anti-vimentin alone is of limited value as a diagnostic tool; however, when used in panels with other antibodies, it is useful for the sub-classification of a given tumor. Expression of vimentin, when used in conjunction with anti-keratin, is helpful when distinguishing melanomas from undifferentiated carcinomas and large cell lymphomas. All melanomas and Schwannomas react strongly with anti-vimentin. It labels a variety of mesenchymal cells, including melanocytes, lymphocytes, endothelial cells, and fibroblasts. Non-reactivity of anti-vimentin is often considered more useful than its positive reactivity, since there are a few tumors that do not contain vimentin, e.g. hepatoma and seminoma. Anti-vimentin is also useful as a tissue process control reagent.
Applications:	WB, IHC-P
Recommended Dilutions:	WB: 1-2 µg/ml, IHC-P: 1-2 µg/ml
Reactivity:	Human, Rat, Horse, Chicken, Bovine, Feline, Canine, Porcine
Cross Reactivity:	This antibody does not cross react with Mouse.
Immunogen:	Recombinant full-length human Vimentin protein.
Host:	Mouse
Clonality:	Monoclonal
Clone ID:	rVIM/6575
Isotype:	IgG1
Light Chains:	kappa
Conjugate:	Unconjugated
Purification:	Protein A/G chromatography.
Concentration:	1 mg/ml
Product Form:	Liquid
Formulation:	Supplied in 10mM Phosphate Buffered Saline; without Sodium Azide and carrier free.
Storage:	Shipped at 4°C. Upon delivery aliquot and store at -20°C. Avoid freeze / thaw cycles.

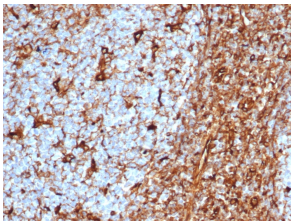
Anti-Vimentin Antibody [rVIM/6575] - BSA and Azide free (A253486)

Specifications continued:

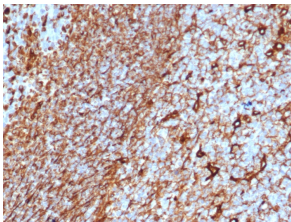
General Notes: This monoclonal antibody is also available in a different formulation with BSA and Sodium Azide - Anti-Vimentin Antibody [rVIM/6575] (A250306).

Disclaimer: This product is for research use only. It is not intended for diagnostic or therapeutic use.

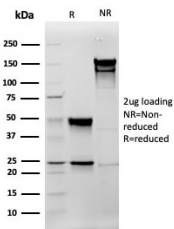
Images:



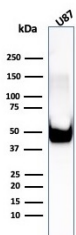
Immunohistochemical analysis of formalin-fixed, paraffin-embedded human tonsil using Anti-Vimentin Antibody [rVIM/6575].



Immunohistochemical analysis of formalin-fixed, paraffin-embedded human tonsil using Anti-Vimentin Antibody [rVIM/6575].



SDS-PAGE analysis of Anti-Vimentin Antibody [rVIM/6575] under non-reduced and reduced conditions; showing intact IgG and intact heavy and light chains, respectively. SDS-PAGE analysis confirms the integrity and purity of the antibody.



Western blot analysis of U87 cell lysate using Anti-Vimentin Antibody [rVIM/6575].