

Anti-CD44 Antibody [HCAM/6459R] - BSA and Azide free (A253905)

Specifications:

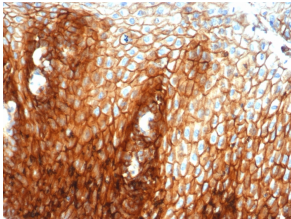
Name:	Anti-CD44 Antibody [HCAM/6459R] - BSA and Azide free
Description:	Recombinant rabbit monoclonal [HCAM/6459R] antibody to CD44.
Specificity:	This antibody recognizes a cell surface glycoprotein of 80-95kDa (CD44) on lymphocytes, monocytes, and granulocytes (Leucocyte Typing Workshop V). Its epitope is resistant to digestion by trypsin and chymotrypsin. This MAb selectively interferes with lymphocyte binding to lymph node, mucosal and synovial endothelium. The CD44 family of glycoproteins exists in a number of variant isoforms, the most common being the standard 85-95kDa or hematopoietic variant (CD44s). Higher molecular weight isoforms are described in epithelial cells (CD44v), which are believed to function in intercellular adhesion and stromal binding. CD44 immunostaining is commonly used for the discrimination of urothelial transitional cell carcinoma in-situ from non-neoplastic changes in the urothelium.
Applications:	IHC-P
Recommended Dilutions:	IHC-P: 1-2 µg/ml
Reactivity:	Human
Immunogen:	Recombinant full-length human CD44 protein.
Host:	Rabbit
Clonality:	Monoclonal
Clone ID:	HCAM/6459R
Isotype:	IgG
Light Chains:	kappa
Conjugate:	Unconjugated
Purification:	Protein A/G chromatography.
Concentration:	1 mg/ml
Product Form:	Liquid
Formulation:	Supplied in 10mM Phosphate Buffered Saline; without Sodium Azide and carrier free.
Storage:	Shipped at 4°C. Upon delivery aliquot and store at -20°C. Avoid freeze / thaw cycles.
General Notes:	This monoclonal antibody is also available in a different formulation with BSA and Sodium Azide - Anti-CD44 Antibody [HCAM/6459R] (A250725).

Anti-CD44 Antibody [HCAM/6459R] - BSA and Azide free (A253905)

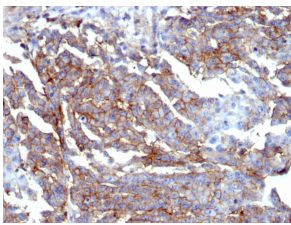
Specifications continued:

Disclaimer: This product is for research use only. It is not intended for diagnostic or therapeutic use.


Images:



Immunohistochemical analysis of formalin-fixed, paraffin-embedded human esophagus using Anti-CD44 Antibody [HCAM/6459R].



Immunohistochemical analysis of formalin-fixed, paraffin-embedded human breast using Anti-CD44 Antibody [HCAM/6459R].



SDS-PAGE analysis of Anti-CD44 Antibody [HCAM/6459R] under non-reduced and reduced conditions; showing intact IgG and intact heavy and light chains, respectively. SDS-PAGE analysis confirms the integrity and purity of the antibody.