

Anti-CD31 Antibody [C31.3 + JC/70A] (A277741)

Specifications:

Name:	Anti-CD31 Antibody [C31.3 + JC/70A]
Description:	Mouse monoclonal [C31.3 + JC/70A] antibody to CD31.
Specificity:	CD31 (PECAM-1) is a transmembrane glycoprotein member of the immunoglobulin supergene family of adhesion molecules. CD31 is expressed by stem cells of the hematopoietic system and is primarily used to identify and concentrate these cells for experimental studies as well as for bone marrow transplantation. Anti-CD31 has shown to be highly specific and sensitive for vascular endothelial cells. Staining of nonvascular tumors (excluding hematopoietic neoplasms) is rare. CD31 MAb reacts with normal, benign, and malignant endothelial cells which make up blood vessel lining. The level of CD31 expression can help to determine the degree of tumor angiogenesis, and a high level of CD31 expression may imply a rapidly growing tumor and potentially a predictor of tumor recurrence.
Applications:	WB, IHC-P
Recommended Dilutions:	WB: 1-2 µg/ml, IHC-P: 1-2 µg/ml
Reactivity:	Human, Cynomolgus Monkey, Rabbit
Immunogen:	Clone C31.3: Recombinant full-length human CD31 protein. Clone JC/70A: Membrane preparation of a spleen from a patient with hairy cell leukemia.
Host:	Mouse
Clonality:	Oligoclonal
Clone ID:	C31.3 + JC/70A
Isotype:	IgG1, kappa + IgG1, kappa
Conjugate:	Unconjugated
Purification:	Protein A/G chromatography.
Concentration:	200 µg/ml
Product Form:	Liquid
Formulation:	Supplied in 10mM Phosphate Buffered Saline with 0.05% BSA and 0.05% Sodium Azide.
Storage:	Shipped at 4°C. Upon delivery aliquot and store at -20°C. Avoid freeze / thaw cycles.

Anti-CD31 Antibody [C31.3 + JC/70A] (A277741)

Specifications continued:

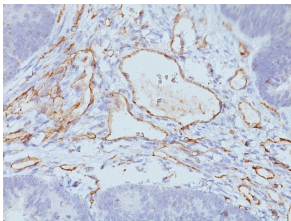
General Notes:

Please note, this product is an oligoclonal antibody; it is a cocktail of monoclonal antibodies that have been carefully selected. Oligoclonal antibodies not only have the specificity and batch-to-batch consistency of a monoclonal antibody, but they also have the advantage of the sensitivity of a polyclonal antibody due to their ability to recognize multiple epitopes on an antigen. This oligoclonal antibody is also available in a different formulation without BSA and Sodium Azide - Anti-CD31 Antibody [C31.3 + JC/70A] - BSA and Azide free (A278329).

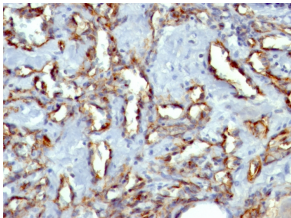
Disclaimer:

This product is for research use only. It is not intended for diagnostic or therapeutic use.


Images:



Immunohistochemical analysis of formalin-fixed, paraffin-embedded human colon carcinoma tissue using Anti-CD31 Antibody [C31.3 + JC/70A].



Immunohistochemical analysis of formalin-fixed, paraffin-embedded human angiosarcoma tissue using Anti-CD31 Antibody [C31.3 + JC/70A].



Western blot analysis of human THP-1 cell lysate using Anti-CD31 Antibody [C31.3 + JC/70A].