

Anti-Granzyme B Antibody [GZMB/6530R] - BSA and Azide free (A278582)

Specifications:

Name:	Anti-Granzyme B Antibody [GZMB/6530R] - BSA and Azide free
Description:	Recombinant rabbit monoclonal [GZMB/6530R] antibody to Granzyme B.
Specificity:	Granzyme B is a member of the granule serine protease family stored specifically in NK cells or cytotoxic T cells. Cytolytic T lymphocytes (CTL) and natural killer (NK) cells share the ability to recognize, bind, and lyse specific target cells. They are thought to protect their host by lysing cells bearing on their surface 'nonself' antigens, usually peptides or proteins resulting from infection by intracellular pathogens. Granzyme B is crucial for the rapid induction of target cell apoptosis by CTLs in the cell-mediated immune response. Granzyme B is useful as a marker in the identification of NK/T-cell lymphomas. High percentages of cytotoxic T-cells have been shown to be an unfavorable prognostic indicator in Hodgkin s Disease.
Applications:	IHC-P
Recommended Dilutions:	IHC-P: 1-2 µg/ml
Reactivity:	Human
Immunogen:	Recombinant fragment, around amino acids 73-187, of human Granzyme B protein. The exact sequence is proprietary.
Host:	Rabbit
Clonality:	Monoclonal
Clone ID:	GZMB/6530R
Isotype:	IgG
Light Chains:	kappa
Conjugate:	Unconjugated
Purification:	Protein A/G chromatography.
Concentration:	1 mg/ml
Product Form:	Liquid
Formulation:	Supplied in 10mM Phosphate Buffered Saline; without Sodium Azide and carrier free.
Storage:	Shipped at 4°C. Upon delivery aliquot and store at -20°C. Avoid freeze / thaw cycles.
General Notes:	This monoclonal antibody is also available in a different formulation with BSA and Sodium Azide - Anti-Granzyme B Antibody [GZMB/6530R] (A277994).

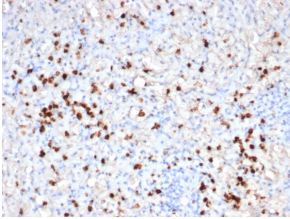
Anti-Granzyme B Antibody [GZMB/6530R] - BSA and Azide free (A278582)

Specifications continued:

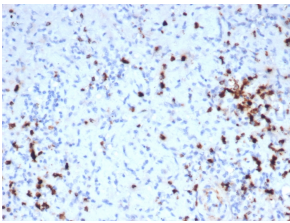
Disclaimer:

This product is for research use only. It is not intended for diagnostic or therapeutic use.

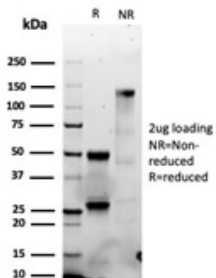
Images:



Immunohistochemical analysis of formalin-fixed, paraffin-embedded human spleen tissue using Anti-Granzyme B Antibody [GZMB/6530R].



Immunohistochemical analysis of formalin-fixed, paraffin-embedded human tonsil tissue using Anti-Granzyme B Antibody [GZMB/6530R].



SDS-PAGE analysis of Anti-Granzyme B Antibody [GZMB/6530R] under non-reduced and reduced conditions; showing intact IgG and intact heavy and light chains, respectively. SDS-PAGE analysis confirms the integrity and purity of the antibody.