

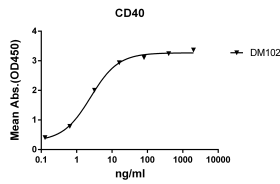
Anti-CD40 Antibody [DM102] - BSA and Azide free (A318603)

Specifications:

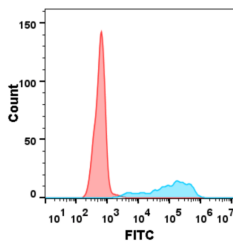
Name:	Anti-CD40 Antibody [DM102] - BSA and Azide free
Description:	Recombinant rabbit monoclonal [DM102] antibody to CD40.
Applications:	ELISA, Flow Cytometry
Recommended Dilutions:	ELISA: 1:5,000-10,000, Flow Cytometry: 1:100
Reactivity:	Human
Host:	Rabbit
Clonality:	Monoclonal
Clone ID:	DM102
Isotype:	IgG
Conjugate:	Unconjugated
Purification:	Affinity chromatography.
Concentration:	Reconstitution dependent.
Product Form:	Lyophilized
Reconstitution:	Reconstitute with distilled sterile water.
Formulation:	Lyophilized from sterile Phosphate Buffered Saline, pH 7.4. Normally 5%-8% Trehalose is added as a protectant before lyophilization.
Storage:	Shipped at 4°C. Lyophilized: Store at -20°C to -80°C. Reconstituted: Aliquot and store at -80°C. Product is stable for one year. Avoid freeze/thaw cycles.
General Notes:	Prior to reconstitution, centrifuge the vial at 5,000g for 3-5 minutes at room temperature. Reconstitute with appropriate volume of distilled sterile water to bring product to 1mg/ml concentration. After addition of distilled sterile water, mix by gentle tapping. Note: It is not recommended to vortex or vigorously pipette the sample.
Disclaimer:	This product is for research use only. It is not intended for diagnostic or therapeutic use.

Anti-CD40 Antibody [DM102] - BSA and Azide free (A318603)

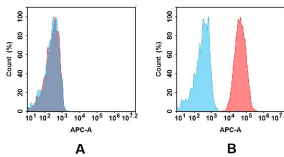
Images:



ELISA plates were pre-coated with Recombinant Human CD40 Protein (Fc Chimera 6xHis Tag) (A318393) at 2 µg/ml (100 µl/well) which can bind Anti-CD40 Antibody [DM102] - BSA and Azide free (A318603) in a linear range of 0.128-16 ng/ml.



Flow cytometry analysis of Anti-CD40 Antibody [DM102] - BSA and Azide free (A318603) on Expi293 cells transfected with human CD40 (Blue histogram) or Expi293 transfected with irrelevant protein (Red histogram).



Flow cytometry analysis of antigen binding of Anti-CD40 Antibody [DM102] - BSA and Azide free (A318603). (A) Anti-CD40 Antibody [DM102] - BSA and Azide free (A318603) does not bind to Jurkat cells that do not express CD40. (B) A clear peak shift of Anti-CD40 Antibody [DM102] - BSA and Azide free (A318603) was seen compared to the control when incubated with CD40-expressing Raji cells, indicating strong binding of Anti-CD40 Antibody [DM102] - BSA and Azide free (A318603) to CD40. Antibodies were incubated at 2 µg/ml.