

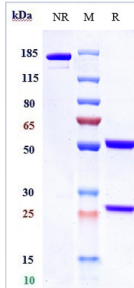
Codrituzumab Biosimilar - Anti-Glypican 3 Antibody - Low endotoxin, Azide free (A323365)

Specifications:

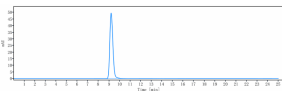
Name:	Codrituzumab Biosimilar - Anti-Glypican 3 Antibody - Low endotoxin, Azide free
Description:	Recombinant human monoclonal antibody to Glypican 3.
Applications:	ELISA, FACS, Functional Assay, In Vivo
Reactivity:	Human
Host:	Human
Clonality:	Monoclonal
Isotype:	IgG1
Light Chains:	kappa
Conjugate:	Unconjugated
Purification:	Protein A affinity chromatography.
Concentration:	Reconstitution dependent.
Molecular Weight:	This antibody has a predicted MW of 145.5 kDa.
Purity:	> 95% (by SDS-PAGE and SEC-HPLC).
Product Form:	Lyophilized
Reconstitution:	Reconstitute with 100µl of sterile double-distilled water to bring antibody to 1mg/ml concentration. Gently shake to solubilize completely. Do not vortex!
Formulation:	Lyophilized from 25mM Histadine, pH 6.2, with 8% Sucrose and 0.01% Tween80.
Storage:	Shipped at 4°C. Lyophilized: Store at -20°C to -80°C. Reconstituted: Aliquot and store at -80°C. Product is stable for one year. Avoid freeze/thaw cycles.
Disclaimer:	This product is for research use only. It is not intended for diagnostic or therapeutic use.

Codrituzumab Biosimilar - Anti-Glypican 3 Antibody - Low endotoxin, Azide free (A323365)

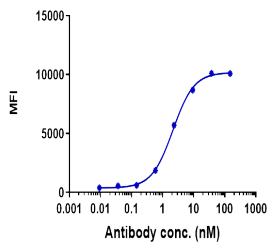
Images:



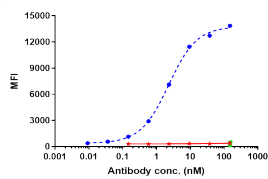
SDS-PAGE analysis of Codrituzumab Biosimilar - Anti-Glypican 3 Antibody - Low endotoxin, Azide free (A323365) under reducing (R) conditions confirms that the purity of this antibody is greater than 95%.



SEC-HPLC analysis of Codrituzumab Biosimilar - Anti-Glypican 3 Antibody - Low endotoxin, Azide free (A323365) confirms that the purity of this antibody is greater than 95%.



Human GPC3 CHOS cells were stained with Codrituzumab Biosimilar - Anti-Glypican 3 Antibody - Low endotoxin, Azide free (A323365) and negative control protein respectively, washed and then followed by PE and analyzed with FACS, EC50 = 2.142 nM.



HEP3B cells were stained with Codrituzumab Biosimilar - Anti-Glypican 3 Antibody - Low endotoxin, Azide free (A323365) and negative control protein respectively, washed and then followed by PE and analyzed with FACS.