

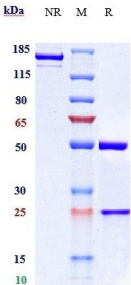
Pamrevlumab Biosimilar - Anti-CTGF Antibody - Low endotoxin, Azide free (A323649)

Specifications:

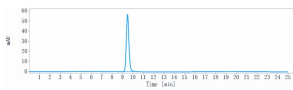
Name:	Pamrevlumab Biosimilar - Anti-CTGF Antibody - Low endotoxin, Azide free
Description:	Recombinant human monoclonal antibody to CTGF.
Applications:	ELISA, FACS, Functional Assay, In Vivo
Reactivity:	Human, Mouse, Rat, Rabbit
Host:	Human
Clonality:	Monoclonal
Isotype:	IgG1
Light Chains:	kappa
Conjugate:	Unconjugated
Purification:	Protein A affinity chromatography.
Concentration:	Reconstitution dependent.
Molecular Weight:	This antibody has a predicted MW of 144.86 kDa.
Purity:	> 95% (by SDS-PAGE and SEC-HPLC).
Product Form:	Lyophilized
Reconstitution:	Reconstitute with 100μl of sterile double-distilled water to bring antibody to 1mg/ml concentration. Gently shake to solubilize completely. Do not vortex!
Formulation:	Lyophilized from 25mM Histadine, pH 6.2, with 8% Sucrose and 0.01% Tween80.
Storage:	Shipped at 4°C. Lyophilized: Store at -20°C to -80°C. Reconstituted: Aliquot and store at -80°C. Product is stable for one year. Avoid freeze/thaw cycles.
Disclaimer:	This product is for research use only. It is not intended for diagnostic or therapeutic use.

Pamrevlumab Biosimilar - Anti-CTGF Antibody - Low endotoxin, Azide free (A323649)

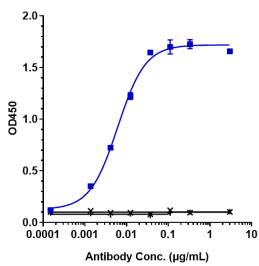
Images:



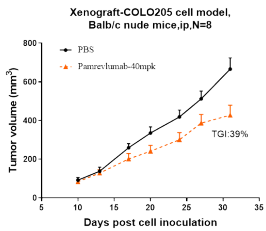
SDS-PAGE analysis of Pamrevlumab Biosimilar - Anti-CTGF Antibody - Low endotoxin, Azide free (A323649) under reducing (R) conditions confirms that the purity of this antibody is greater than 95%.



SEC-HPLC analysis of Pamrevlumab Biosimilar - Anti-CTGF Antibody - Low endotoxin, Azide free (A323649) confirms that the purity of this antibody is 100%.



Immobilized recombinant human CTGF protein (His tag) at 2 µg/ml is bound by Pamrevlumab Biosimilar - Anti-CTGF Antibody - Low endotoxin, Azide free (A323649). EC50 = 0.006105 µg/ml.



Pamrevlumab Biosimilar - Anti-CTGF Antibody - Low endotoxin, Azide free (A323649) inhibited the tumor growth of COLO205 on Balb/c nude mice. The result showed significant anti-tumor effects, with a tumor inhibition rate (TGI) of 39% at 40 mpk at D31.