

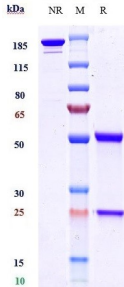
## Anti-BTN1A1 Antibody [ICT-01] - Low endotoxin, Azide free (A323905)

### Specifications:

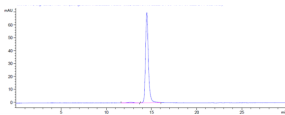
|                   |  |
|-------------------|--|
| Name:             | Anti-BTN1A1 Antibody [ICT-01] - Low endotoxin, Azide free  |
| Description:      | Recombinant human monoclonal [ICT-01] antibody to BTN1A1.  |
| Applications:     | ELISA, FACS, Functional Assay, In Vivo   |
| Reactivity:       | Human  |
| Host:             | Human  |
| Clonality:        | Monoclonal   |
| Clone ID:         | ICT-01   |
| Isotype:          | IgG1   |
| Light Chains:     | kappa  |
| Conjugate:        | Unconjugated   |
| Purification:     | Protein A affinity chromatography.   |
| Concentration:    | Reconstitution dependent.  |
| Molecular Weight: | This antibody has a predicted MW of 146.2 kDa.   |
| Purity:           | > 95% (by SDS-PAGE and SEC-HPLC).  |
| Product Form:     | Lyophilized  |
| Reconstitution:   | Reconstitute with 100µl of sterile double-distilled water to bring antibody to 1mg/ml concentration. Gently shake to solubilize completely. Do not vortex! |
| Formulation:      | Lyophilized from 25mM Histadine, pH 6.2, with 8% Sucrose and 0.01% Tween80.  |
| Storage:          | Shipped at 4°C. Lyophilized: Store at -20°C to -80°C. Reconstituted: Aliquot and store at -80°C. Product is stable for one year. Avoid freeze/thaw cycles. |
| Disclaimer:       | This product is for research use only. It is not intended for diagnostic or therapeutic use.   |

# Anti-BTN1A1 Antibody [ICT-01] - Low endotoxin, Azide free (A323905)

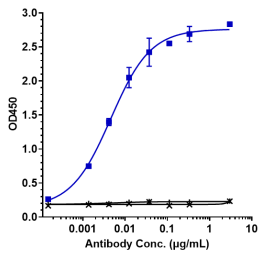
Images:



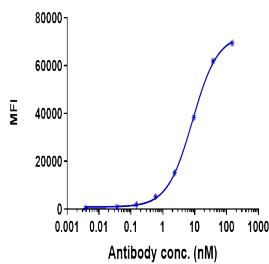
SDS-PAGE analysis of Anti-BTN1A1 Antibody [ICT-01] - Low endotoxin, Azide free (A323905) under reducing (R) conditions confirms that the purity of this antibody is greater than 95%.



SEC-HPLC analysis of Anti-BTN1A1 Antibody [ICT-01] - Low endotoxin, Azide free (A323905) confirms that the purity of this antibody is 98.38%.



Immobilized recombinant human PVRIG protein (His tag) at 2 µg/ml is bound by Anti-BTN1A1 Antibody [ICT-01] - Low endotoxin, Azide free (A323905). EC<sub>50</sub> = 0.004604 µg/ml.



Human BTN3 HEK293 cells were stained with Anti-BTN1A1 Antibody [ICT-01] - Low endotoxin, Azide free (A323905) and negative control protein respectively, washed and then followed by PE and analyzed with FACS, EC<sub>50</sub> = 8.4730 nM.